

ICBCSO24TE/S/TH

FEATURES

Rigorously tested for decades of use

Exceptional support from our Customer Care team

Gourmet mode adjusts time, temperature, humidity for perfect results

Larger than similar units, can make multiple dishes at once

Program in when you want your dish to be ready

Easy-access water tank provides 90 minutes of steam cooking

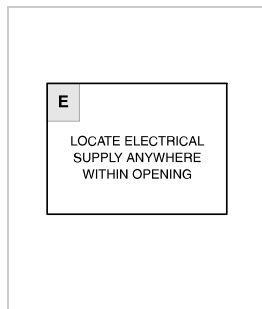
Temperature probe cooks to ideal doneness and lets you know when it's ready



PRODUCT SPECIFICATIONS

Model	ICBCSO24TE/S/TH
Dimensions	597mmW x 454mmH x 546mmD
Oven Interior Dimensions	454mmW x 279mmH x 400mmD
Capacity	51 L
Door Clearance	360mm
Weight	36 kg
Electrical Supply	220-240 VAC; 50 Hz
Electrical Service	3800 W

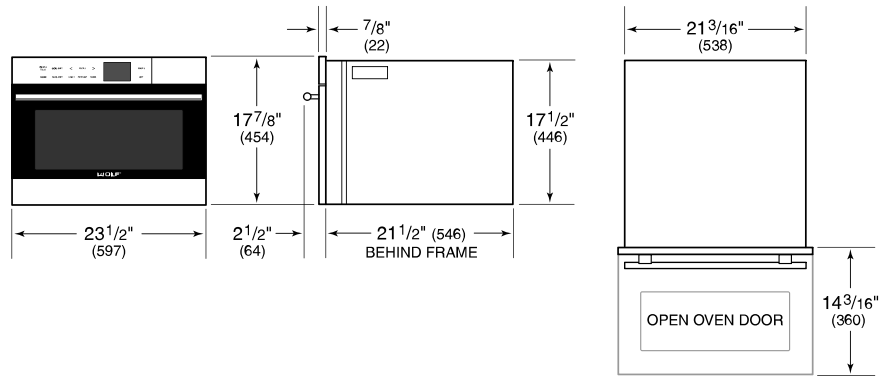
ELECTRICAL



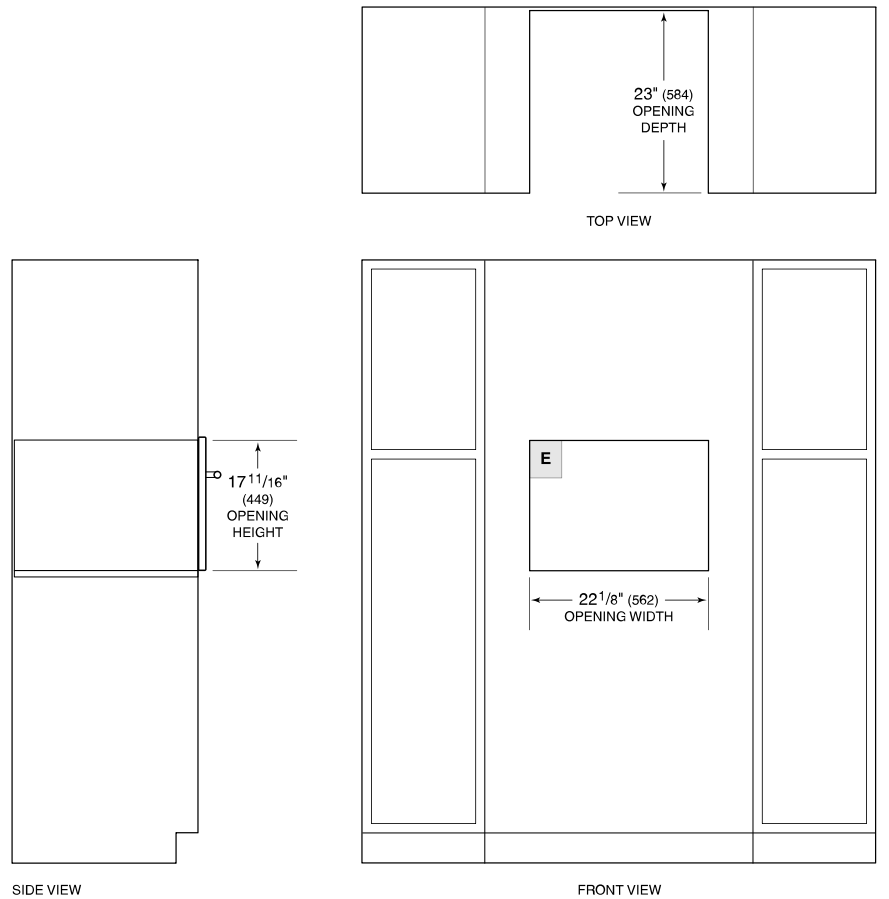
INSTALLATION WITH FRONT PANEL Accessory front panels may affect overall product dimensions and opening dimensions. Refer to [Reveal](https://www.subzero-wolf.com/reveal) for more information: [subzero-wolf.com/reveal](https://www.subzero-wolf.com/reveal)

NOTE: Dimensions in parenthesis are in millimeters unless otherwise specified

DIMENSIONS



STANDARD INSTALLATION



NOTE: 24" (610) and 30" (762) models require the same opening dimensions.