

ICBSO3050CM/S



FEATURES

- Preheats faster and cooks more consistently across all racks due to its advanced Dual VertiFlow™ convection system
- Assures predictably delicious results with 10 microwave power levels, convenient quick-start modes, and an intuitive Gourmet mode
- Prepares 50 popular dishes with the Gourmet feature that automatically adjusts cook times and temperatures
- Handles multiple dishes simultaneously with our largest capacity oven (13 percent larger)
- Insert a temperature probe to tell you exactly when it is done—and in Gourmet Mode, it will alert you the moment the dish is ready.
- Uncomplicate cooking with innovative, interactive colour touchscreen controls
- Blends in with a sleek black glass, handleless design
- Integrates beautifully into surrounding cabinetry with flush installation
- Ensures excellent visibility via three bright halogen lights and large, triple-panel-glass door windows
- Master your technique with tips and recipes from the Mastering the M Series Oven guide

ACCESSORIES

- 76 cm Full-Extension Ball-Bearing Oven Rack
  - 76 cm Grill Pan
  - 76 cm Standard Oven Rack
  - Bake Stone Kit
  - Dehydration Kit
  - Multi-Function Pan
  - Temperature Probe
  - Broiler pan
  - Multi-function pan
  - Dual installation kit
- Accessories available through an authorized dealer.  
For local dealer information, visit [subzero-wolf.com/locator](https://subzero-wolf.com/locator).

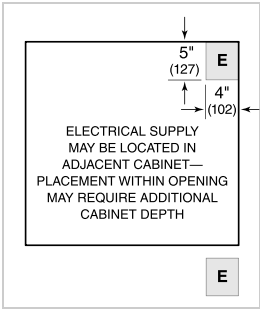




PRODUCT SPECIFICATIONS

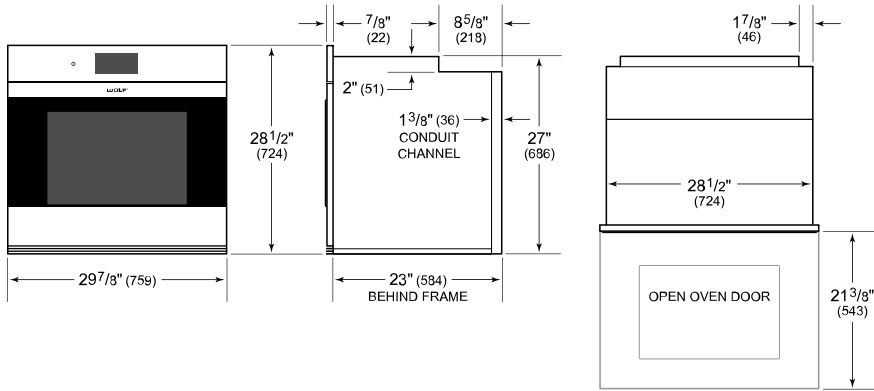
Model	ICBSO3050CM/S
Dimensions	759mmW x 724mmH x 584mmD
Oven 1 Interior Dimensions	641mmW x 448mmH x 506mmD
Overall Capacity	144 L
Usable Capacity	125 L
Door Clearance	543mm
Weight	124 kg
Electrical Supply	220-240 VAC, 50/60 Hz
Electrical Service	4.2-4.8 kW

ELECTRICAL

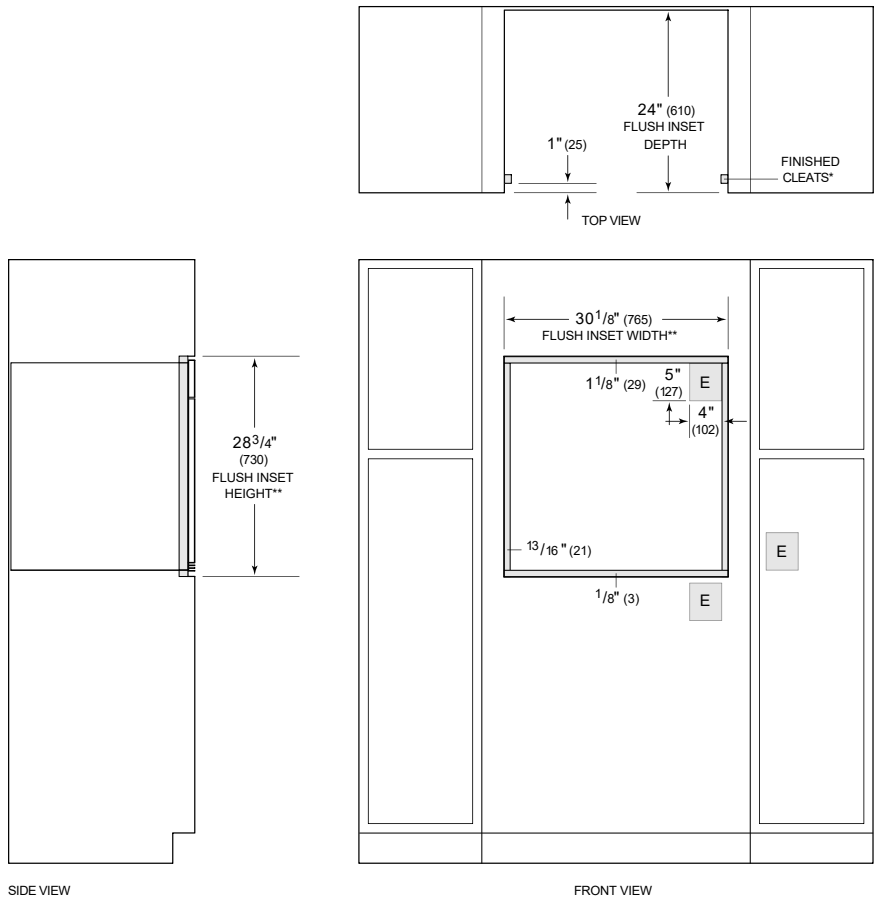


**NOTE:** Dimensions in parenthesis are in millimeters unless otherwise specified

DIMENSIONS



FLUSH INSTALLATION



\*1" (25) minimum depth. Shaded areas will be visible and should be finished to match cabinetry.  
\*\*Dimension provides minimum reveals  
NOTE: Location of electrical supply within opening may require additional cabinet depth.