



GAS COOKTOP DESIGN GUIDE

ICB REVISED 4/2018

TABLE OF CONTENTS

3	GAS COOKTOP
---	-------------



Features and specifications are subject to change at any time without notice.


Throughout this guide, dimensions may vary by ± 3 mm.

Gas Cooktops


The new generation of Wolf gas cooktops features two new looks—transitional and professional. New performance enhancements make delicious results even more of a certainty than ever. Multiple sizes, choice of knob colors and distinctly different grates—the new gas cooktops offer exceptional design flexibility.

GAS COOKTOPS

TRANSITIONAL

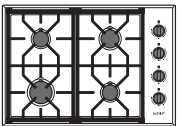


ICBCG304T/S




ICBCG365T/S

PROFESSIONAL



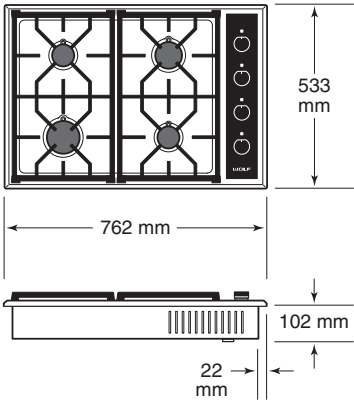
ICBCG304P/S



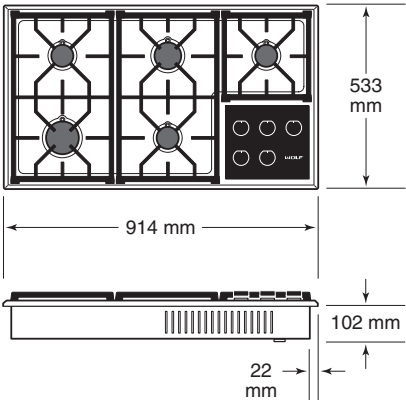
ICBCG365P/S

Gas Cooktops

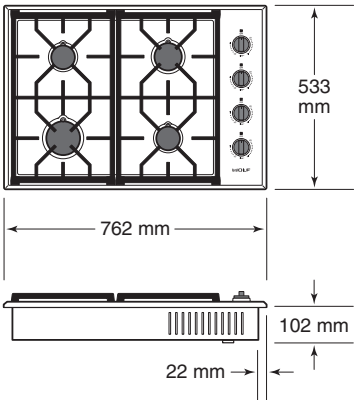
76 cm TRANSITIONAL



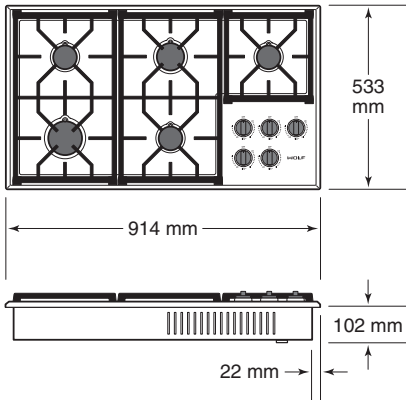
91 cm TRANSITIONAL



76 cm PROFESSIONAL



91 cm PROFESSIONAL



Gas Cooktops

BURNER RATING	
76 cm TRANSITIONAL PROFESSIONAL	Mj/h
Large	17
Medium	11
(2) Small	9
91 cm TRANSITIONAL PROFESSIONAL	Mj/h
Large	17
Medium	11
(3) Small	9

Planning Information

A minimum 51 mm is required from the bottom of the cooktop to combustible materials. If a cooktop is installed above an oven, a minimum of 6 mm is required between units.

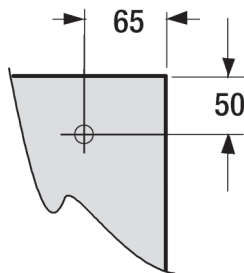
ELECTRICAL

Installation must comply with all applicable electrical codes and be properly grounded (earthed).

Locate the electrical supply as shown in the illustration on the following pages. A separate circuit, servicing only this appliance is required. A ground fault circuit interrupter (GFCI) is not recommended and may cause interruption of operation.

ELECTRICAL REQUIREMENTS

Electrical Supply	220-240 V AC, 50/60 Hz
Service	0.2 A ,10A power point
Receptacle	grounding-type (earthed)
Power Cord	1.8 m



Gas connection location, bottom rear right hand side of gas cooktop.

GAS SUPPLY

A gas supply line of 19 mm rigid pipe is advised to be provided to the cooktop. If local codes permit, a certified, .9 m long, 13 mm or 19 mm ID flexible appliance connector is recommended to connect the units ISO 7/1-14 male inlet to the gas supply line.

The gas cooktops contain a regulator for natural gas and LP gas. External NG gas regulator supplied is needed for all natural gas installations.

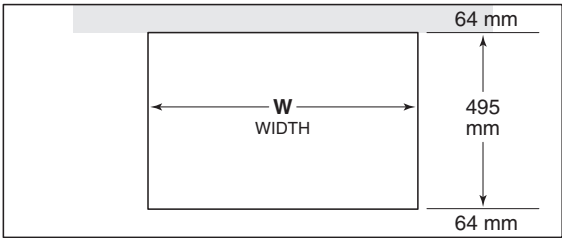
NOTE: extra clearance may be needed to connect gas and electrical services in the bottom rear right hand corner of the cooktop above an oven. Some ovens do allow extra clearance in their design by means of a check out on the top rear of the oven.

GAS REQUIREMENTS

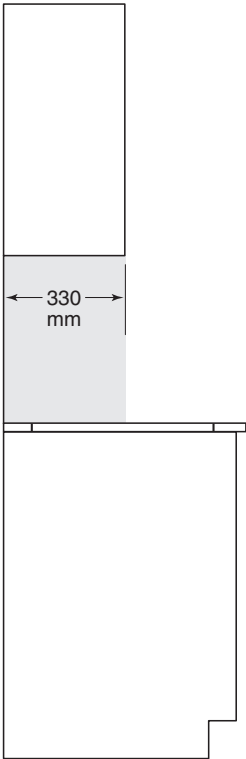
NATURAL GAS	
Pressure at cooktop	1 kpa
LP GAS	
Pressure at cooktop	2.75 kpa

76 cm | 91 cm Transitional | Professional Gas Cooktop

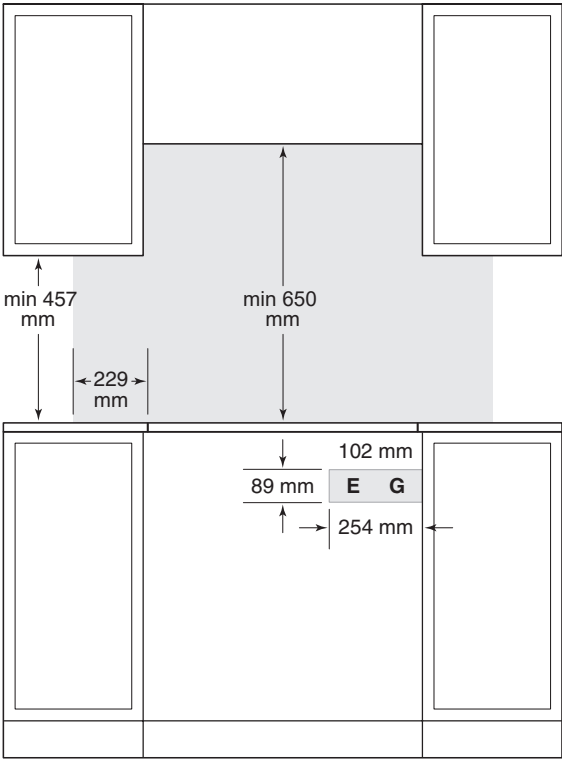
STANDARD INSTALLATION



COUNTERTOP CUT-OUT



SIDE VIEW



FRONT VIEW

NOTE: The rangehood fitted above the cooktop must be installed according to the installation instructions for the rangehoods.
A minimum clearance of 650mm from the top of the burner port to a grease filter/range hood/combustible surface and 750mm to an Exhaust fan.
Electrical and gas supply location only applies to installations with built-in oven.

CUT-OUT WIDTH	W
76 cm Cooktop	737 mm
91 cm Cooktop	889 mm

Wolf Appliance International Limited Warranty

FOR RESIDENTIAL USE

FULL TWO YEAR WARRANTY*

For two years from the date of original installation, this Wolf Appliance product warranty covers all parts and labor to repair or replace, under normal residential use, any part of the product that proves to be defective in materials or workmanship. All service provided by Wolf Appliance under the above warranty must be performed by Wolf factory certified service, unless otherwise specified by Wolf Appliance, Inc. Service will be provided during normal business hours.

LIMITED THIRD THROUGH FIFTH YEAR WARRANTY

For five years from the date of original installation, Wolf Appliance will repair or replace the following parts that prove to be defective in materials or workmanship: gas burners (excluding appearance), electric heating elements, blower motors (ventilation hoods), electronic control boards, magnetron tubes and induction generators. The part(s) will be repaired or replaced, free of charge, with the owner paying for all other costs including labor. All service provided by Wolf Appliance under the above warranty must be performed by Wolf factory certified service, unless otherwise specified by Wolf Appliance, Inc. Service will be provided during normal business hours.

For more information regarding your Wolf product warranty, contact your authorized Wolf dealer. Warranties must comply to all country, state, city, local and or ordinance.

*Stainless steel (doors, panels, handles, product frames and interior surfaces) are covered by a limited 60-day parts and labor warranty for cosmetic defects.





subzero-wolf.com.au

