



Design Guide Gas Cooktops

ICB REVISED 4/2023v2



Gas Cooktops


Like their oven counterparts, the new generation of Wolf Gas Cooktops features two new looks—transitional and professional. New performance enhancements make delicious results even more of a certainty than ever. Multiple sizes, choice of knob colors, and distinctly different grates—the new Gas Cooktops offer exceptional design flexibility.

Features and specifications are subject to change at any time without notice.


Throughout this guide, dimensions may vary by ± 3 mm.

GAS COOKTOPS

TRANSITIONAL

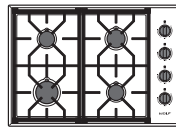


ICBCG304T/S




ICBCG365T/S

PROFESSIONAL



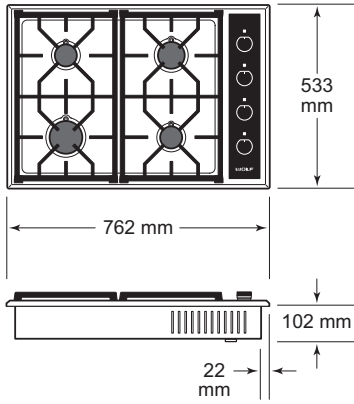
ICBCG304P/S



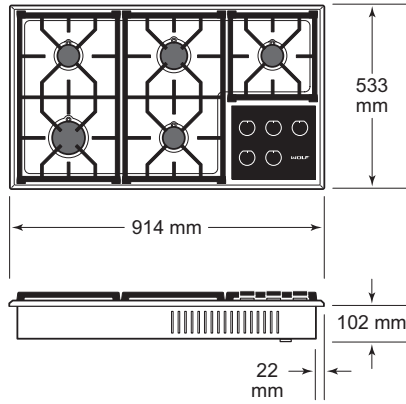
ICBCG365P/S

Gas Cooktops

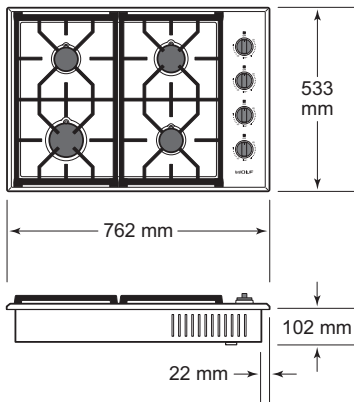
76 cm TRANSITIONAL



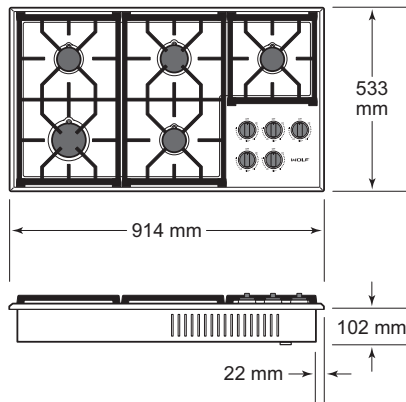
91 cm TRANSITIONAL



76 cm PROFESSIONAL



91 cm PROFESSIONAL



Planning Information

A minimum 51 mm is required from the bottom of the cooktop to combustible materials. If a cooktop is installed above an oven, a minimum of 6 mm is required between the units.

ELECTRICAL REQUIREMENTS

Installation must comply with all applicable electrical codes and be properly grounded (earthed).

Locate the electrical supply as shown in the illustration on the following pages.

ELECTRICAL REQUIREMENTS

Electrical Supply	220-240 V AC, 50/60 Hz
Service	0.2 A, 10A power point
Receptacle	grounding-type (earthed)
Power Cord	1.8 m

GAS SUPPLY

Installation must conform with all applicable gas codes.

A gas supply line of 19 mm rigid pipe to the cooktop is recommended. If local codes permit, a certified, .9 m long, 13 mm or 19 mm ID flexible metal appliance connector is recommended to connect the units ½" NPT (or ISO 7/1-14) male inlet to the gas supply line.

Gas Cooktops contain a regulator for natural gas and LP gas.

NOTE: extra clearance may be needed to connect gas and electrical services in the bottom rear right hand corner of the cooktop above an oven. Some ovens do allow extra clearance in their design by means of a check out on the top rear of the oven.

GAS REQUIREMENTS

NATURAL GAS

Supply Pressure	1 kpa
-----------------	-------

LP GAS

Supply Pressure	2.75 kpa
-----------------	----------

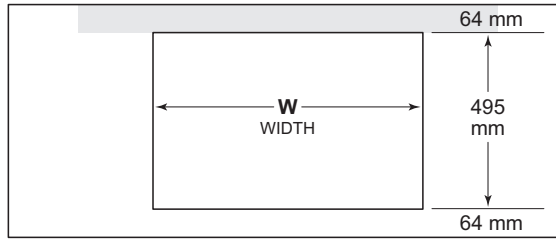
Gas Cooktops

BURNER RATING

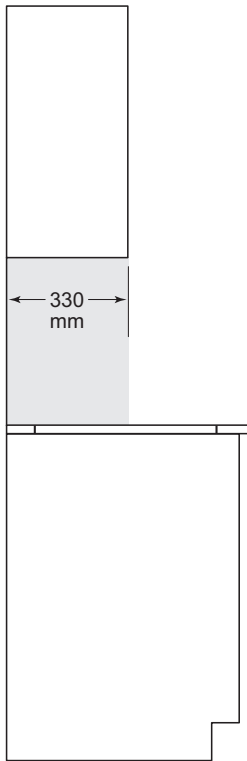
76 cm TRANSITIONAL PROFESSIONAL		Mj/h
Large		21
Medium		16
(2) Small		12
91 cm TRANSITIONAL PROFESSIONAL		Mj/h
Large		21
Medium		16
(3) Small		12

76 cm / 91 cm Cooktop

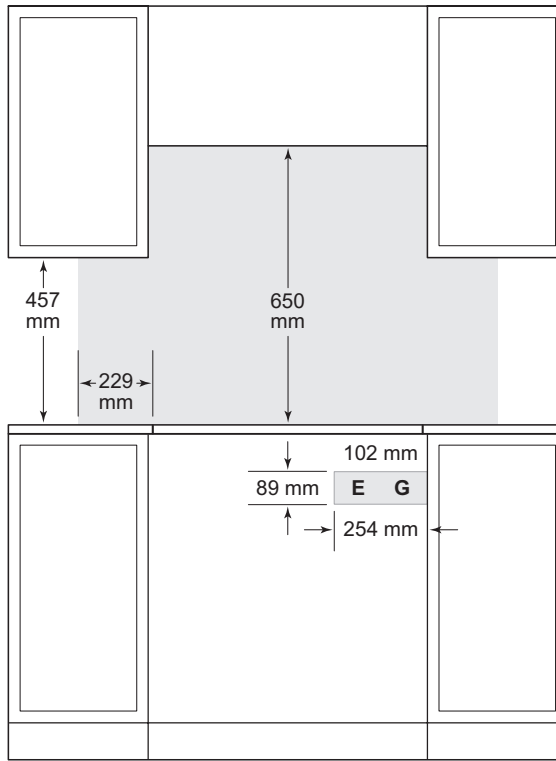
STANDARD INSTALLATION



COUNTERTOP CUTOUT



SIDE VIEW



FRONT VIEW

NOTE: The rangehood fitted above the cooktop must be installed according to the installation instructions for the rangehoods.

A minimum clearance of 650mm from the top of the pan support to range hood/combustible surface.

For local gas and electrical code requirements, refer to AS/NZS 5601.1.

TO BE INSTALLED ONLY BY AN AUTHORIZED PERSON

ICBCG365

Gas connection location

Bottom rear right hand side of gas cooktop. Gas pipe is 90mm in from right hand side and 50mm in from back of cooktop base.

Power lead location

220mm in from right hand side of cooktop and 110mm in from rear of cooktop base.

ICBCG304

Gas connection location

Bottom rear right hand side of gas cooktop. Gas pipe is 90mm in from right hand side and 50mm in from back of cooktop base.

Power lead location

30mm in from right hand side of cooktop and 40mm in from rear of cooktop base.

CUTOUT WIDTH	W
76 cm Cooktop	737 mm
91 cm Cooktop	889 mm

Wolf Appliance International Limited Warranty

FOR RESIDENTIAL USE

These Warranty Terms and Conditions ('Warranty') constitute your agreement with Sub-Zero Group Australia Pty Ltd (ACN 610 807 899) ('Wolf') and will apply to your service order. The benefits given by this Warranty are in addition to all consumer guarantees and other rights and remedies prescribed by the Australian Consumer Law and any other applicable laws.

Our products come with guarantees that cannot be excluded under the Australian Consumer Law. You are entitled to a replacement or refund for a major failure and compensation for any other reasonably foreseeable loss or damage. You are also entitled to have the goods repaired or replaced if the goods fail to be of acceptable quality and the failure does not amount to a major failure.

In addition to your rights and remedies under the Australian Consumer Law, Wolf provides customers with a Warranty where, if any part of a Wolf product is found upon inspection by an authorised Wolf representative or an associated licensed technician supplied by either Wolf or a relevant approved supplier (including a Wolf factory certified service) ('Service Representative') to be defective in materials or workmanship, Wolf will repair and replace the part as follows:

FULL TWO YEAR WARRANTY* (**Outdoor product full one year warranty)

For two years from the date of original installation, this Wolf Appliance product warranty covers all parts and labour to repair or replace, under normal residential use, any part of the product that proves to be defective in materials or workmanship. All service provided by Wolf Appliance under the above warranty must be performed by Wolf factory certified service, unless otherwise specified by Wolf Appliance, Inc. Where the Service Representative is unable to identify any fault in the product, Wolf may require the consumer to provide proof that the product is defective. For the avoidance of doubt, defective products or parts become Wolf's property. Service will be provided during normal business hours.

LIMITED FIVE YEAR WARRANTY

For five years from the date of original installation, Wolf Appliance will repair or replace the following parts that prove to be defective in materials or workmanship: gas burners (excludes appearance), electric heating elements, blower motors (ventilation hoods), electronic control boards, magnetron tubes and induction generators. If the owner uses Wolf factory certified service, the service provider will repair or replace the above listed parts at no cost with the owner paying for all other costs, including labour. If the owner uses non-certified service, the owner must contact Sub-Zero Group Australia, (using the information below) to receive repaired or replacement parts. Wolf Appliance will not reimburse the owner for parts purchased from non-certified service or other sources.

TERMS APPLICABLE TO EACH WARRANTY

The warranty applies only to products installed for normal residential use. This warranty does not cover any parts or labour to correct any defect caused by negligence, accident or improper use, maintenance, installation, service or repair.

CLAIM PROCEDURE

In order to claim the Warranty, you must cease using the product when a fault arises, contact Sub-Zero or authorised Sub-Zero dealer where the product was purchased to report the issue and follow Sub-Zero's directions regarding what to do next. Sub-Zero's general contact details are as follows:

Sub-Zero Group Australia
11-19 Bank Place
Melbourne VIC 3000
Phone: 03 9600 2218 email: serviceAU@subzero.com

EXCLUSIONS

Except to the extent required by law, all consumer guarantees, representations, warranties, terms and conditions in relation to the products (whether implied or otherwise) are hereby excluded to the maximum extent permitted by law.

To the fullest extent permitted by law, Wolf excludes all liability for damage or injury to any person, damage to any property and any indirect consequential or other loss or damage.

*Stainless steel (doors, panels, handles, product frames and interior surfaces) are covered by a limited 60-day parts and labour warranty for cosmetic defects.

** Full one year warranty applies to outdoor product. Product must be approved for outdoor use, designated by model and serial number.



