

ICBBI-48SID/O



FEATURES

Overlay design accepts cabinetry panels of all kinds

ACCESSORIES

Air Purification Cartridge

Egg Container

Flush inset panels in stainless steel with tubular or pro handles

Full-length standard and extended framed handles

Framed front panels in white or stainless steel

Custom front panel mounting kit


Stainless Steel Pro Handles

Stainless Steel Tubular Handles

Accessories are available through an authorized dealer.
For local dealer information, visit subzero-wolf.com/locator.



HANDLE ACCESSORIES



PRODUCT DETAILS

REFRIGERATOR

- Internal ice and water dispenser
- 4 Adjustable glass shelves
- 1 High-humidity drawer with divider
- 2 Storage drawers with divider
- 3 Adjustable door shelves
- 2 Stationary door shelves
- Adjustable dairy compartment
- Air purification system

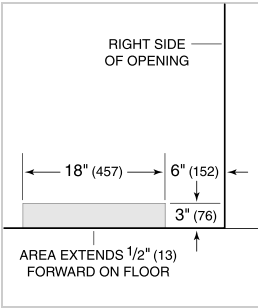
FREEZER

- Automatic ice maker
- 3 Adjustable wire shelves
- 3 Storage drawers
- 5 Adjustable door shelves
- Water filtration system

PRODUCT SPECIFICATIONS

| | |
|-----------------------|---|
| Model | ICBBI-48SID/O |
| Dimensions | 1219mmW x 2134mmH x 610mmD |
| Refrigerator Capacity | 521 L |
| Freezer Capacity | 278 L |
| Weight | 298 kg |
| Electrical Supply | 220-240 VAC; 50/60 Hz |
| Electrical Service | ≤ 4 A |
| Plumbing Supply | 6.35 mm OD copper line, braided stainless steel or PEX tubing |
| Plumbing Pressure | 2.4-8.3 bar |
| Receptacle | 3-prong grounding-type |

PLUMBING



PANEL SPECIFICATIONS For complete panels specifications including width/height, weight requirements, thickness requirements and offset details visit subzero-wolf.com/builtinconfigurator.

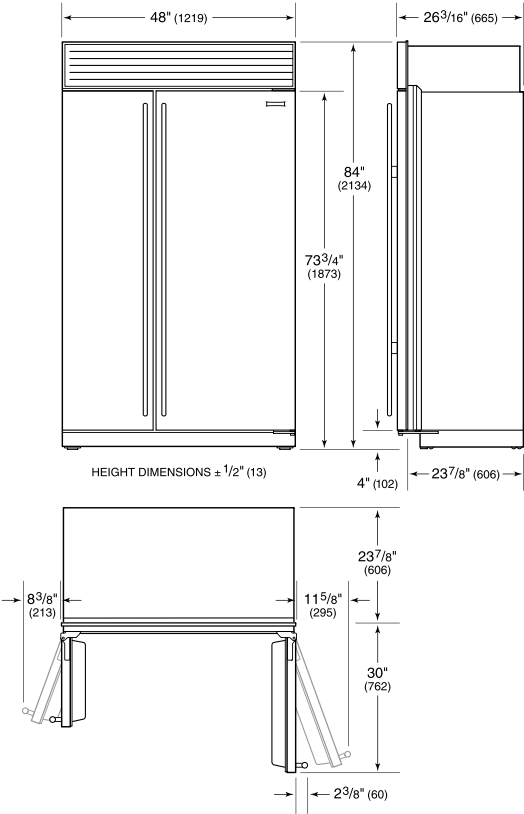
NOTE: Dimensions in parenthesis are in millimeters unless otherwise specified

INTERIOR VIEW



This illustration is intended for interior reference only and may not represent the exterior of the model being specified.

DIMENSIONS



STANDARD INSTALLATION

