

ICBBI-42S/O



FEATURES

Overlay design accepts cabinetry panels of all kinds

ACCESSORIES

Air Purification Cartridge

Egg Container

Flush inset panels in stainless steel with tubular or pro handles

Full-length standard and extended framed handles

Framed front panels in white or stainless steel

Custom front panel mounting kit

Stainless Steel Pro Handles

Stainless Steel Tubular Handles

Accessories are available through an authorized dealer.
For local dealer information, visit subzero-wolf.com/locator.



HANDLE ACCESSORIES

PRO



TUBULAR



PRODUCT DETAILS

REFRIGERATOR

- 4 Adjustable glass shelves
- 1 High-humidity drawer with divider
- 2 Storage drawers with divider
- 3 Adjustable door shelves
- 2 Stationary door shelves
- Adjustable dairy compartment
- Air purification system

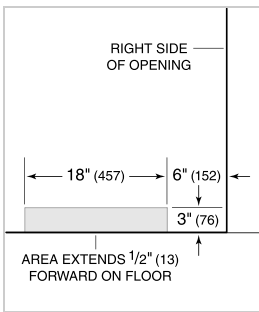
FREEZER

- Automatic ice maker
- 2 Adjustable wire shelves
- 3 Storage drawers
- 5 Adjustable door shelves
- Water filtration system

PRODUCT SPECIFICATIONS


Model	ICBBI-42S/O
Dimensions	1067mmW x 2134mmH x 610mmD
Refrigerator Capacity	433 L
Freezer Capacity	237 L
Weight	264 kg
Electrical Supply	220-240 VAC; 50/60 Hz
Electrical Service	≤ 4 A
Plumbing Supply	6.35 mm OD copper line, braided stainless steel or PEX tubing
Plumbing Pressure	2.4-8.3 bar
Receptacle	3-prong grounding-type

PLUMBING



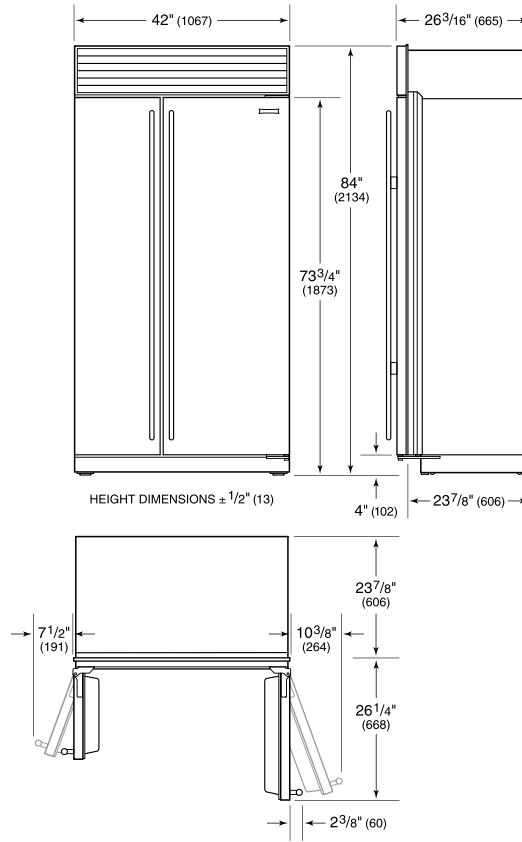
NOTE: Dimensions in parenthesis are in millimeters unless otherwise specified

INTERIOR VIEW

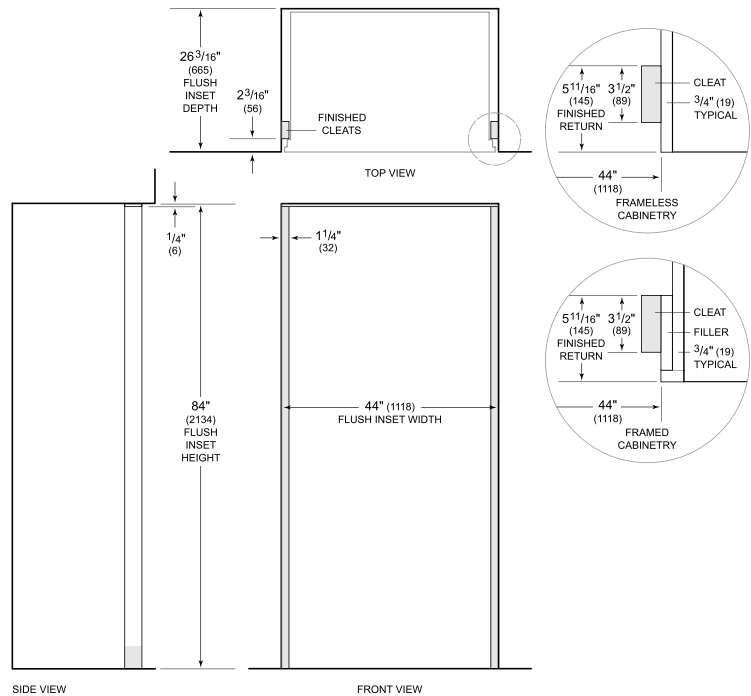


This illustration is intended for interior reference only and may not represent the exterior of the model being specified.

DIMENSIONS



FLUSH INSET INSTALLATION



NOTE: 3/2\" (89) finished returns and shaded areas will be visible and should be finished to match cabinetry. Shaded line represents profile of unit with 3/4\" (19) panel.