

ICBBI-36F/O



FEATURES

Overlay design accepts cabinetry panels of all kinds

ACCESSORIES

Dual Installation Kits

Replacement water filter

Flush inset panels in stainless steel with tubular or pro handles

Full-length standard and extended framed handles

Framed front panels in white or stainless steel

Custom front panel mounting kit

Stainless Steel Pro Handles

Stainless Steel Tubular Handles

Accessories are available through an authorized dealer.
For local dealer information, visit subzero-wolf.com/locator.



HANDLE ACCESSORIES

PRO



TUBULAR



PRODUCT DETAILS

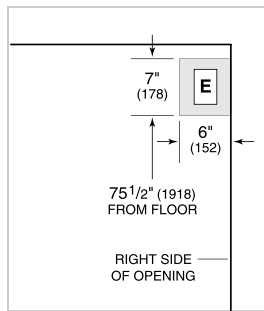
FREEZER

- 3 Adjustable wire shelves
- 1 Stationary glass shelf
- 3 Storage drawers with dividers
- 5 Adjustable door shelves

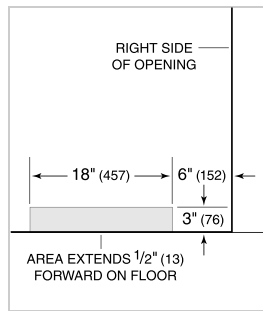
PRODUCT SPECIFICATIONS

Model	ICBBI-36F/O
Dimensions	914mmW x 2134mmH x 610mmD
Freezer Capacity	620 L
Weight	184 kg
Electrical Supply	220-240 VAC; 50/60 Hz
Electrical Service	≤ 4 A
Plumbing Supply	6.35 mm OD copper line, braided stainless steel or PEX tubing
Plumbing Pressure	2.4 - 8.3 bar
Receptacle	3-prong grounding-type

ELECTRICAL



PLUMBING



PANEL SPECIFICATIONS For complete panels specifications including width/height, weight requirements, thickness requirements and offset details visit subzero-wolf.com/builtinconfigurator.

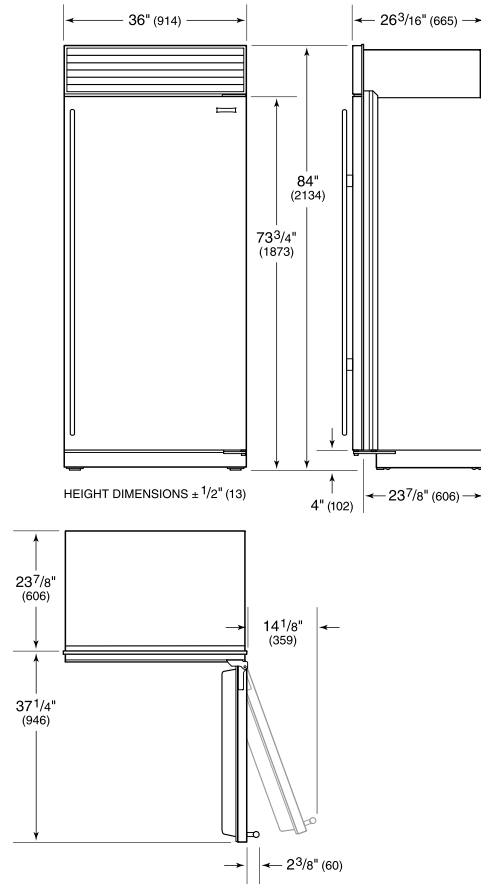
NOTE: Dimensions in parenthesis are in millimeters unless otherwise specified

INTERIOR VIEW

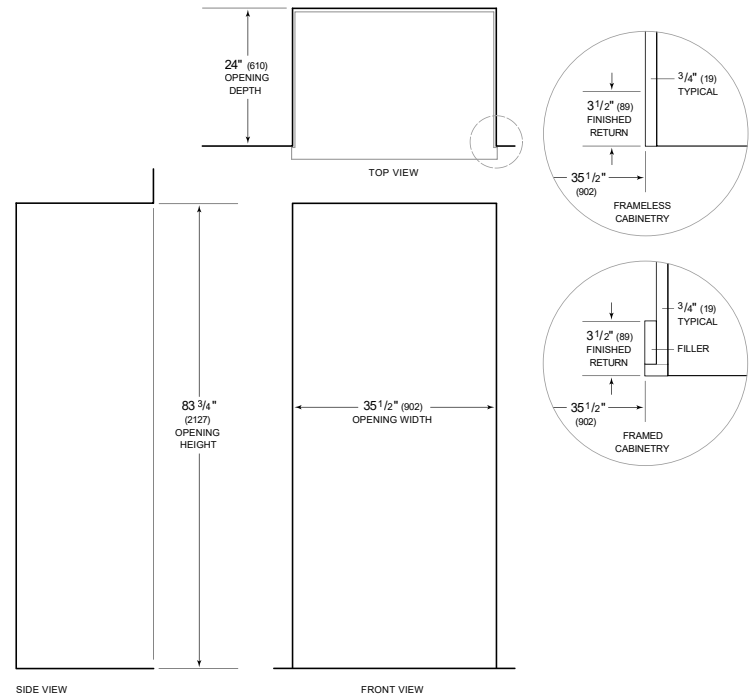


This illustration is intended for interior reference only and may not represent the exterior of the model being specified.

DIMENSIONS



STANDARD INSTALLATION



NOTE: 3 1/2" (89) finished returns will be visible and should be finished to match cabinetry. Shaded line represents profile of unit.