

ICBBI-36F/S



FEATURES

Rigorously tested to ensure decades of use

Exceptional support from Customer Care team

LED Lighting for brighter interior

Microprocessor control assures peak performance

Magnetic door seal system locks in cold air

Automatic ice maker with "max ice" feature

Adjustable shelves for maximum convenience

Water-filtration system for ice reduces contaminants, chlorine taste and odor

ACCESSORIES

Grilles for 2108 mm or 2235 mm finished height (2134 mm is standard)

Dual installation kit with or without dual wide grille - 2134 mm finished height

Replacement water filter

Accessories are available through an authorized dealer.
For local dealer information, visit subzero-wolf.com/locator.



HANDLE OPTIONS

PRO



TUBULAR



PRODUCT DETAILS

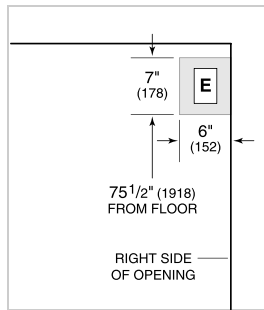
FREEZER

- 3 Adjustable wire shelves
- 1 Stationary glass shelf
- 3 Storage drawers with dividers
- 5 Adjustable door shelves

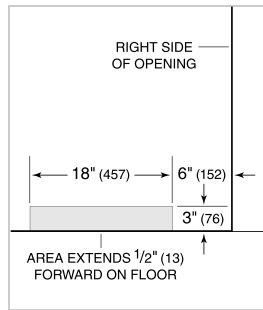
PRODUCT SPECIFICATIONS

Model	ICBBI-36F/S
Dimensions	914mmW x 2134mmH x 610mmD
Door Clearance	946mm
Weight	184 kg
Freezer Gross Capacity	620 L
Electrical Supply	220-240 VAC; 50/60 Hz
Electrical Service	≤ 4 A
Receptacle	3-prong grounding-type

ELECTRICAL



PLUMBING



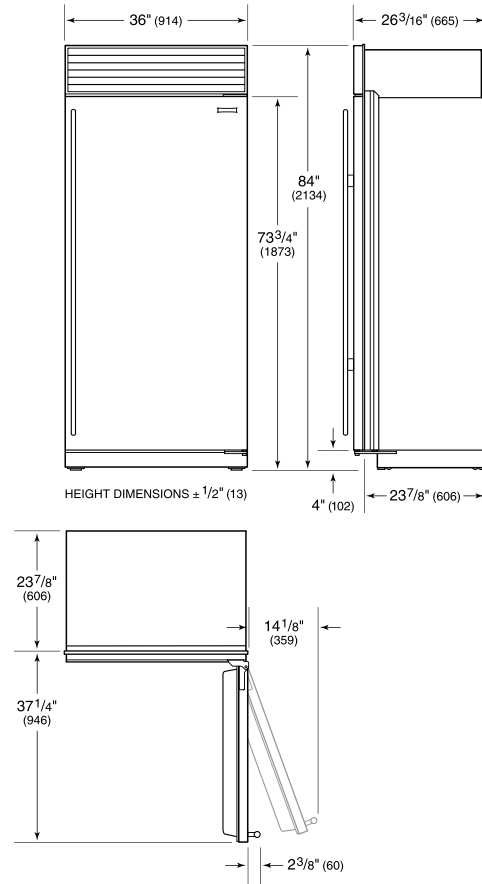
NOTE: Dimensions in parenthesis are in millimeters unless otherwise specified

INTERIOR VIEW

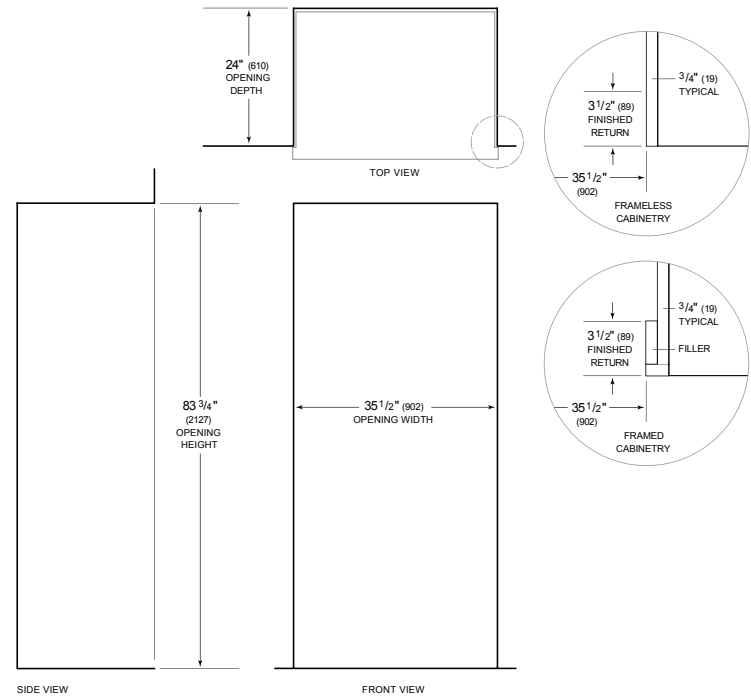


This illustration is intended for interior reference only and may not represent the exterior of the model being specified.

DIMENSIONS



STANDARD INSTALLATION



NOTE: 3 1/2" (89) finished returns will be visible and should be finished to match cabinetry. Shaded line represents profile of unit.