

ICBIC-30RID



## FEATURES

- All-refrigerator storage solves capacity problems
- Ready to be fitted with custom panels and handles to blend with cabinetry
- Air purification system fights spoilage, odors
- Nano-coated spill-proof shelves for easy clean-up
- Smart-touch controls for streamlined access to more settings
- Internal water dispenser works with seamless design
- Water-filtration system for ice reduces contaminants, chlorine taste and odor
- Rigorously tested to ensure decades of use
- Exceptional support from Customer Care team
- Soft-close doors and drawers
- Soft-on LED lights for varying degrees of brightness
- Uniform 2134 mm height

## ACCESSORIES

- Stainless Steel Tubular Handles
- Stainless Steel Pro Handles
- Reduced toe kick divider for toe kicks from 5 cm to 10 cm
- Replacement water filter

Accessories are available through an authorized dealer.  
For local dealer information, visit [subzero-wolf.com/locator](http://subzero-wolf.com/locator).



## HANDLE ACCESSORIES

PRO



TUBULAR



## PRODUCT DETAILS

### REFRIGERATOR

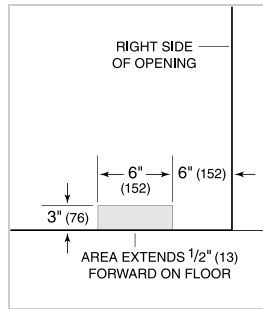
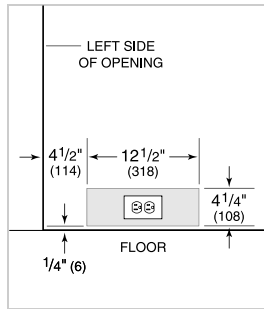
- Three adjustable glass shelves
- Two crisper drawers with dividers
- Deli drawer with dividers
- Three adjustable door shelves
- Two stationary door shelves
- Adjustable dairy compartment
- Air purification system
- Internal water dispenser
- Water filtration system

**PRODUCT SPECIFICATIONS**

Model	ICBIC-30RID
Dimensions	762mmW x 2134mmH x 610mmD
Door Clearance	724mm
Weight	181 kg
Refrigerator Gross Capacity	535 L
Refrigerator Storage Capacity	481 L
Electrical Supply	220-240 VAC; 50/60 Hz
Electrical Service	≤ 4 A
Receptacle	3-prong grounding-type

**ELECTRICAL**

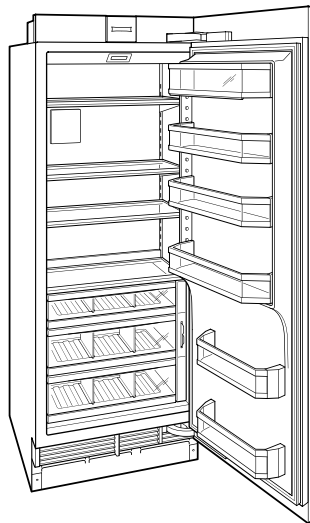
**PLUMBING**



**PANEL SPECIFICATIONS** For complete panels specifications including width/height, weight requirements and thickness requirements visit [subzero-wolf.com/reveal](http://subzero-wolf.com/reveal).

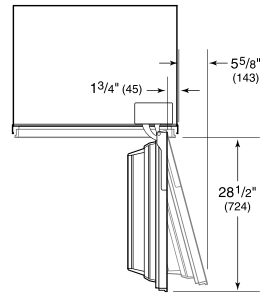
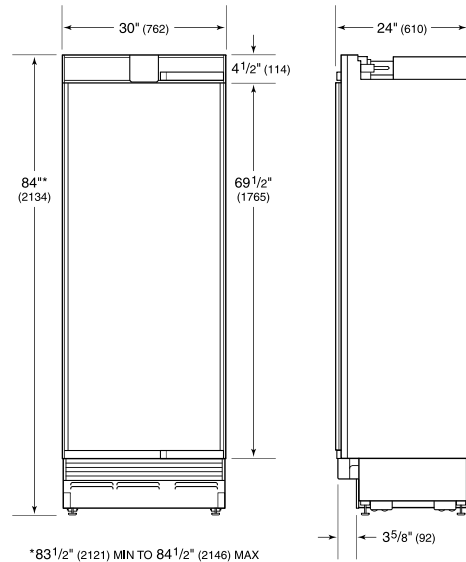
**NOTE:** Dimensions in parenthesis are in millimeters unless otherwise specified

**INTERIOR VIEW**

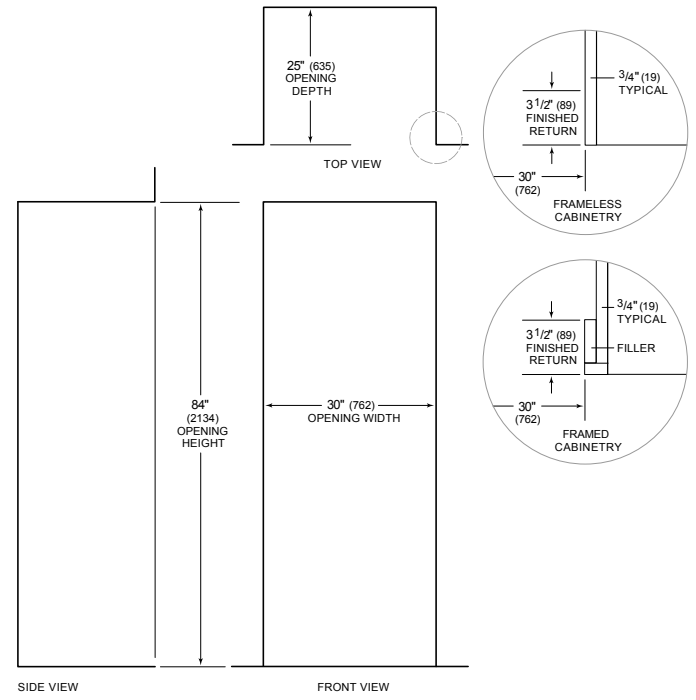


This illustration is intended for interior reference only and may not represent the exterior of the model being specified.

**DIMENSIONS**



**STANDARD INSTALLATION**



**NOTE:** 3 1/2" (89) finished returns will be visible and should be finished to match cabinetry