

ICBIT-30CIID

FEATURES

Ready to be fitted with custom panels and handles to blend with cabinetry

Dual refrigeration keeps food fresher longer

Air purification system fights spoilage, odors

Over-and-under refrigerator/freezer storage

Nano-coated spill-proof shelves for easy clean-up

Crispers and deli drawers in low-temp, high-humidity zones for optimum freshness

Smart-touch controls for streamlined access to more settings

Automatic ice maker with "max ice" feature

Water-filtration system reduces contaminants, chlorine taste and odor

Internal water dispenser works with seamless design

Rigorously tested to ensure decades of use

Exceptional support from Customer Care team

ACCESSORIES

Stainless Steel Tubular Handles

Stainless Steel Pro Handles

Reduced toe kick divider for toe kicks from 5 cm to 10 cm

Replacement water filter

Accessories are available through an authorized dealer.
For local dealer information, visit subzero-wolf.com/locator.



HANDLE ACCESSORIES

PRO



TUBULAR



PRODUCT DETAILS

REFRIGERATOR

- Three adjustable glass shelves
- One stationary shelf
- Crisper drawer with two adjustable dividers
- Adjustable dairy compartment
- Two adjustable door shelves
- One stationary door shelf
- 2 Temperature Zones
- Air purification system
- Internal water dispenser
- Water filtration system

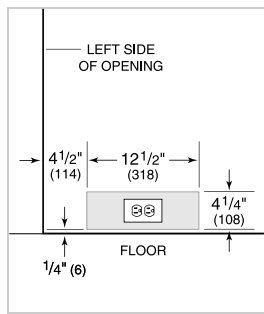
FREEZER

- Three adjustable drawer dividers
- Removable ice container
- Automatic ice maker

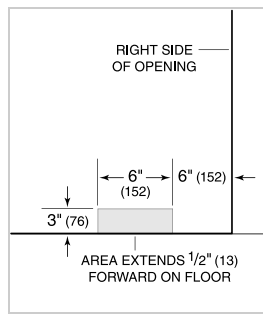
PRODUCT SPECIFICATIONS

Model	ICBIT-30CIID
Refrigerator Gross Capacity	320 L
Refrigerator Storage Capacity	287 L
Freezer Gross Capacity	154 L
Freezer Storage Capacity	97 L
Electrical Supply	220-240 VAC; 50/60 Hz
Electrical Service	≤ 4 A
Receptacle	3-prong grounding-type

ELECTRICAL




PLUMBING



PANEL SPECIFICATIONS For complete panels specifications including width/height, weight requirements and thickness requirements visit subzero-wolf.com/reveal.

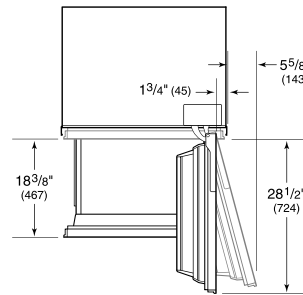
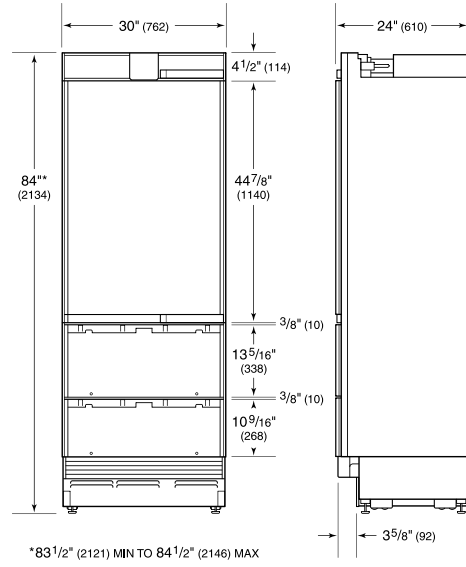
NOTE: Dimensions in parenthesis are in millimeters unless otherwise specified

INTERIOR VIEW

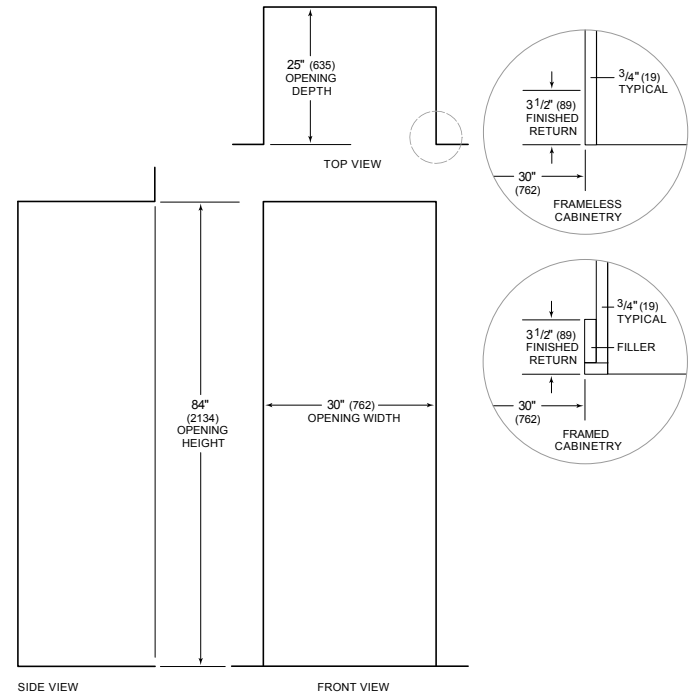


This illustration is intended for interior reference only and may not represent the exterior of the model being specified.

DIMENSIONS



STANDARD INSTALLATION



NOTE: 3 1/2" (89) finished returns will be visible and should be finished to match cabinetry