

ICBIT-36CIID

FEATURES

Dual refrigeration keeps food fresher longer

Air purification system fights spoilage, odours

Ready to be fitted with custom panels and handles to blend with cabinetry

Over-and-under refrigerator/freezer storage

Automatic ice maker with "max ice" feature

Internal water dispenser works with seamless design

Water-filtration system reduces contaminants, chlorine taste and odor

Rigorously tested to ensure decades of use

Exceptional support from Customer Care team

ACCESSORIES

Stainless Steel Tubular Handles

Stainless Steel Pro Handles

Reduced toe kick divider for toe kicks from 5 cm to 10 cm

Replacement water filter

Accessories are available through an authorized dealer.
For local dealer information, visit subzero-wolf.com/locator.



HANDLE ACCESSORIES

PRO



TUBULAR



PRODUCT DETAILS

REFRIGERATOR

- Three adjustable glass shelves
- One stationary shelf
- Crisper drawer with two adjustable dividers
- Adjustable dairy compartment
- Two adjustable door shelves
- One stationary door shelf
- Air purification system
- Internal water dispenser
- Water filtration system

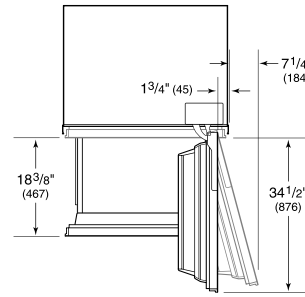
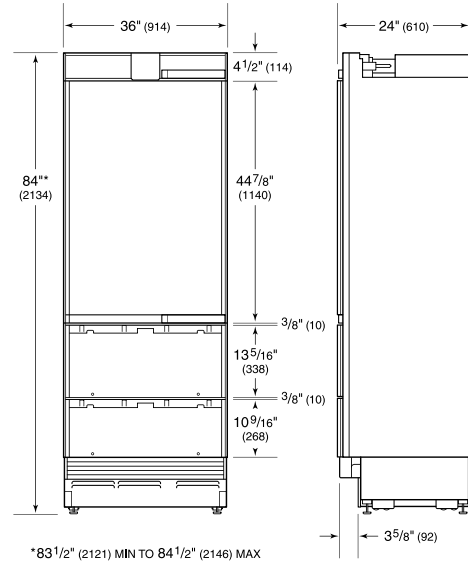
FREEZER

- Three adjustable drawer dividers
- Removable ice container
- Automatic ice maker

PRODUCT SPECIFICATIONS

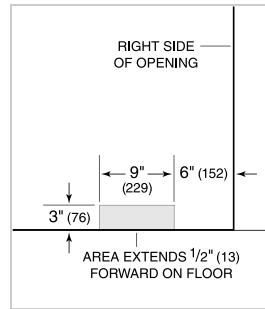
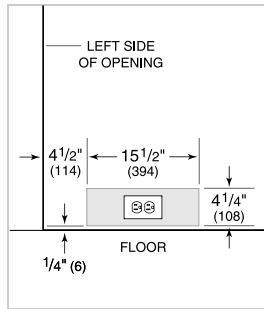
Model	ICBIT-36CIID
Dimensions	914mmW x 2134mmH x 610mmD
Door Clearance	876mm
Drawer Clearance	467mm
Weight	209 kg
Refrigerator Gross Capacity	410 L
Refrigerator Storage Capacity	358 L
Freezer Gross Capacity	192 L
Freezer Storage Capacity	128 L
Electrical Supply	220-240 VAC; 50/60 Hz
Electrical Service	≤ 4 A
Receptacle	3-prong grounding-type

DIMENSIONS



ELECTRICAL


PLUMBING



PANEL SPECIFICATIONS For complete panels specifications including width/height, weight requirements and thickness requirements visit subzero-wolf.com/reveal.

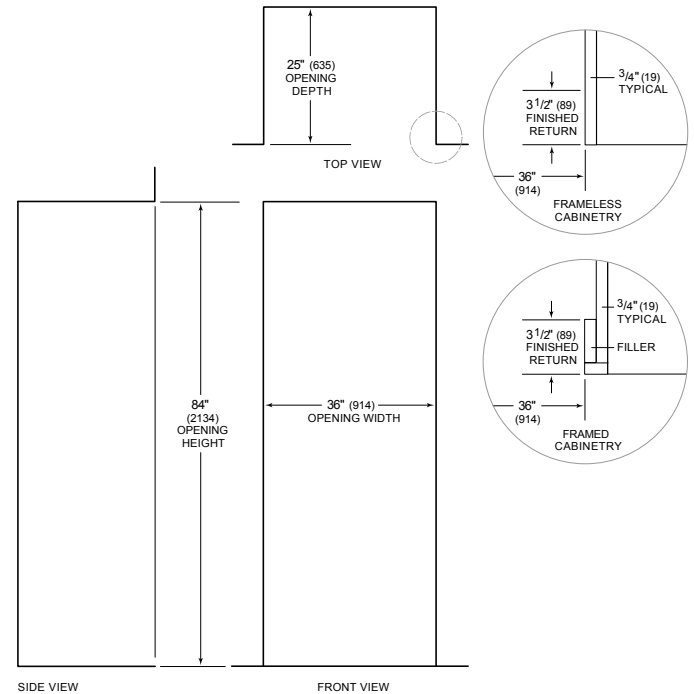
NOTE: Dimensions in parenthesis are in millimeters unless otherwise specified

INTERIOR VIEW



This illustration is intended for interior reference only and may not represent the exterior of the model being specified.

STANDARD INSTALLATION



NOTE: 3 1/2" (89) finished returns will be visible and should be finished to match cabinetry