

ICBIW-30



FEATURES

- _____ Rigorously tested to ensure decades of use
- _____ Exceptional support from Customer Care team
- _____ Custom front panel and hardware allow for infinite design options.
- _____ Dual evaporators for constant, moderate humidity so corks don't dry out
- _____ Two independent temperature zones hold reds and whites at proper serving temperature
- _____ Bronze-tinted, UV-resistant glass protects against light exposure
- _____ Soft-on LED lighting illuminates gradually
- _____ Home security system connection
- _____ Wine racks accommodate 750 ml bottles, half-bottles and magnums.
- _____ Intuitive touch control panel keeps temps within one degree of set point
- _____ Star-K compliant with installation of a harness kit.
- _____ Illuminated display rack for prized bottles of wine.
- _____ Full-extension, easy-glide racks provide access without agitating wine
- _____ New inventory tiles system lets you label wine racks for easy ID

ACCESSORIES

- _____ Dual installation kit for installation with another wine or integrated model
- _____ Stainless steel front panels with tubular or pro handles
- _____ Reduced toe kick divider for toe kicks from 10 cm to 5 cm
- _____ Side enclosure
- _____ Solid overlay door
- _____ Top enclosure
- _____ Stainless steel pro handles
- _____ Stainless steel tubular handles

Accessories are available through an authorized dealer.
For local dealer information, visit subzero-wolf.com/locator.



HANDLE ACCESSORIES

PRO



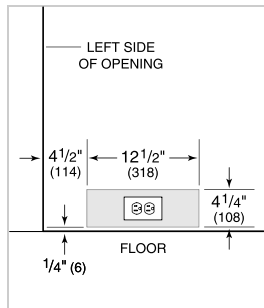
TUBULAR



PRODUCT SPECIFICATIONS


Model	ICBIW-30
Dimensions	762mmW x 2134mmH x 610mmD
Door Clearance	724mm
Weight	208 kg
Electrical Supply	220-240 VAC; 50/60 Hz
Electrical Service	≤ 2 A
Wine Storage Capacity	146 Bottles
Receptacle	3-prong grounding-type

ELECTRICAL



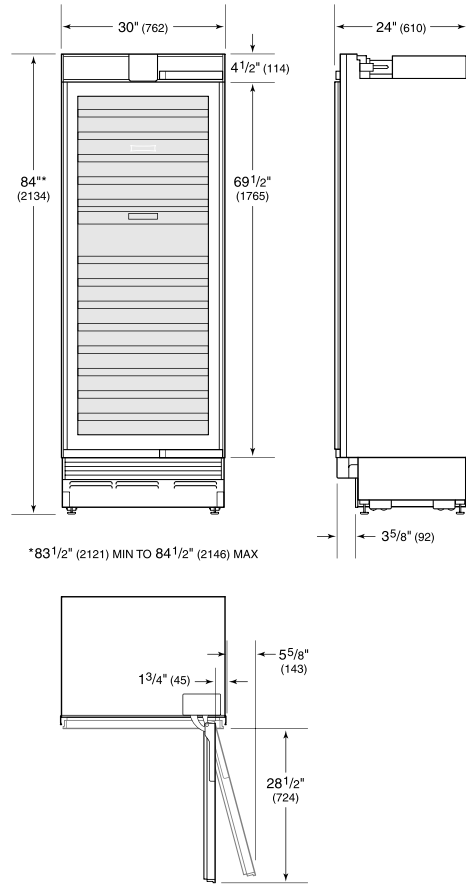
NOTE: Dimensions in parenthesis are in millimeters unless otherwise specified

INTERIOR VIEW

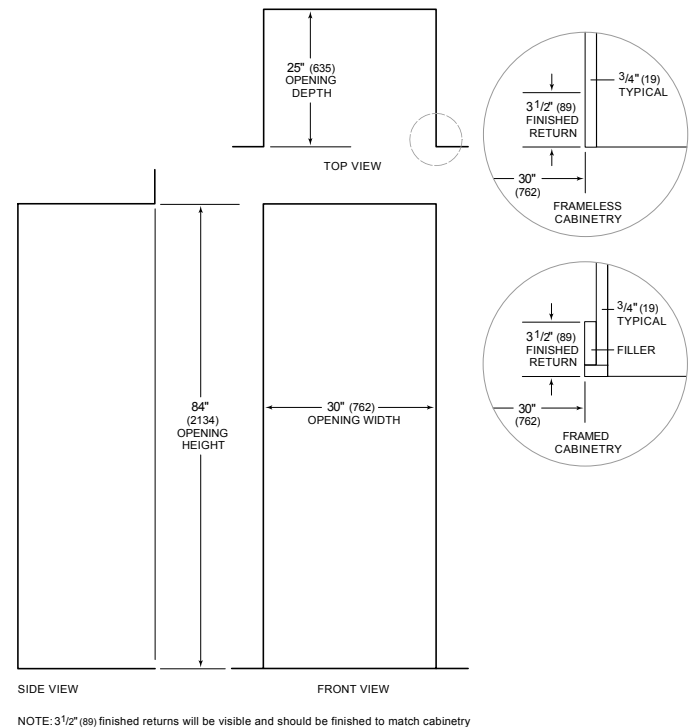


This illustration is intended for interior reference only and may not represent the exterior of the model being specified.

DIMENSIONS



STANDARD INSTALLATION



NOTE: 3 1/2" (89) finished returns will be visible and should be finished to match cabinetry