

ICBDET3050WR



FEATURES

Offers any-occasion-86-bottle capacity

Easily customize settings with the tap of a finger via the conveniently accessible touch control panel

Store reds and whites in separate temperature zones that keep wines at proper serving temperatures, within one degree of setpoint

Full-extension wine racks provide easy access to standard-size bottles, half bottles, and magnums without agitating others

UV-resistant glass door shields wine from harmful light

Refrigerator drawers create an additional temperature zone

Inventory tile system aids collection organization

Use our convenient Owner's App to remotely control temperature zones, be notified of a door left ajar, or receive remote diagnostics

Sub-Zero offers an industry-leading full two-year warranty on appliances, along with a full five-year sealed system warranty

Ready to be fitted with custom panels and handles to blend with cabinetry

ACCESSORIES

30" Designer Series Bulk Storage Drawer

Designer Series Dessert Wine Rack

Designer Solid Panel Ready Tall Wine Storage Door - Left Hinge

Designer Solid Panel Ready Tall Wine Storage Door - Right Hinge

Door Lock Kit

Dual Installation Kit Handle-to-Handle

Dual Installation Kit Hinge to Hinge

Reduced Toekick Divider

Stainless Steel Side Panel

Wine Inventory Tiles

Wine Inventory Tiles - Writable

Stainless Steel Door and Drawer Panels with Pro Handle

Stainless Steel Door and Drawer Panels with Tubular Handle

Stainless Steel Pro and Tubular Handles

Accessories are available through an authorized dealer.
For local dealer information, visit subzero-wolf.com/locator.



HANDLE ACCESSORIES

PRO



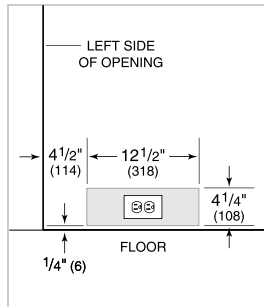
TUBULAR



PRODUCT SPECIFICATIONS

Model	ICBDET3050WR
Dimensions	762mmW x 2134mmH x 610mmD
Weight	222 kg
Electrical Supply	220-240 VAC, 50/60 Hz
Electrical Service	≤ 2 A
Drawer Capacity	157 L
Receptacle	3-prong grounding-type


ELECTRICAL



PANEL SPECIFICATIONS For complete panels specifications including width/height, weight requirements and thickness requirements visit subzero-wolf.com/reveal.

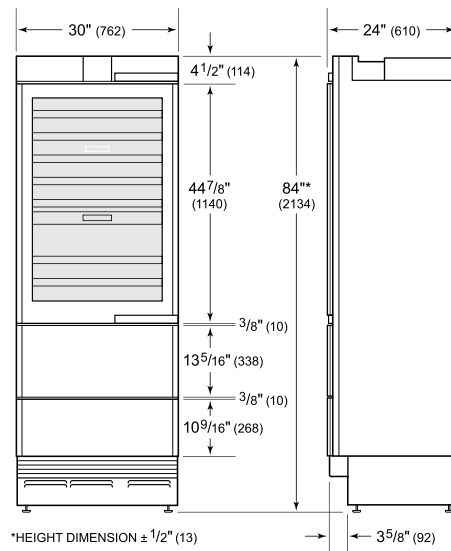
NOTE: Dimensions in parenthesis are in millimeters unless otherwise specified

INTERIOR VIEW

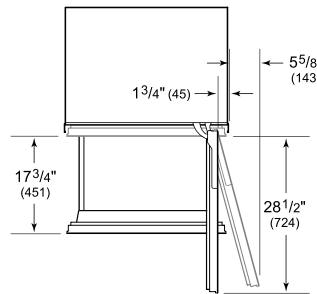


This illustration is intended for interior reference only and may not represent the exterior of the model being specified.

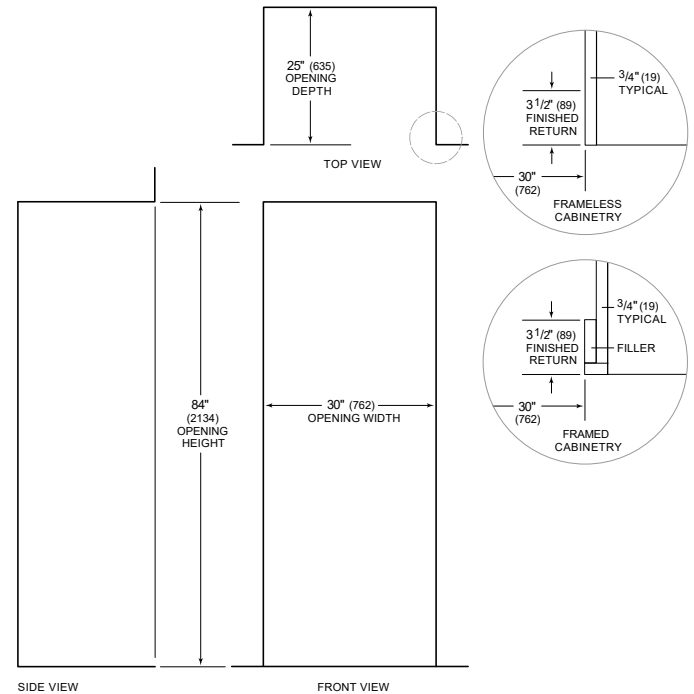
DIMENSIONS



*HEIGHT DIMENSION ± 1/2" (13)



STANDARD INSTALLATION



NOTE: 3 1/2" (89) finished returns will be visible and should be finished to match cabinetry