

ICBCSO30PM/S/PH



FEATURES

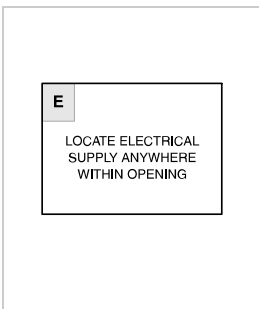
- Larger than similar units, can make multiple dishes at once
- 10 cooking modes make meals easy
- Easy-access water tank provides 90 minutes of steam cooking
- Installs flush with cabinetry or integrated into your kitchen design
- Gourmet mode adjusts time, temperature, humidity for perfect results
- Rigorously tested for decades of use
- Exceptional support from our Customer Care team
- Larger than similar units, can make multiple dishes at once
- Program in when you want your dish to be ready
- Temperature probe cooks to ideal doneness and lets you know when it's ready



PRODUCT SPECIFICATIONS

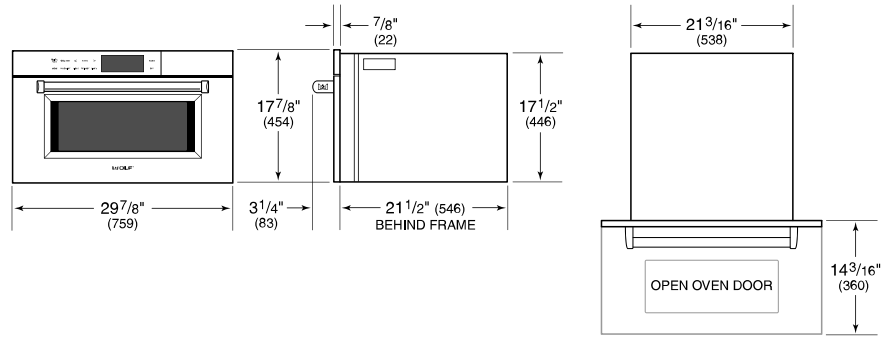
Model	ICBCSO30PM/S/PH
Dimensions	759mmW x 454mmH x 546mmD
Oven Interior Dimensions	454mmW x 279mmH x 400mmD
Capacity	51 L
Door Clearance	360mm
Weight	36 kg
Electrical Supply	220-240 VAC; 50 Hz
Electrical Service	3800 W

ELECTRICAL

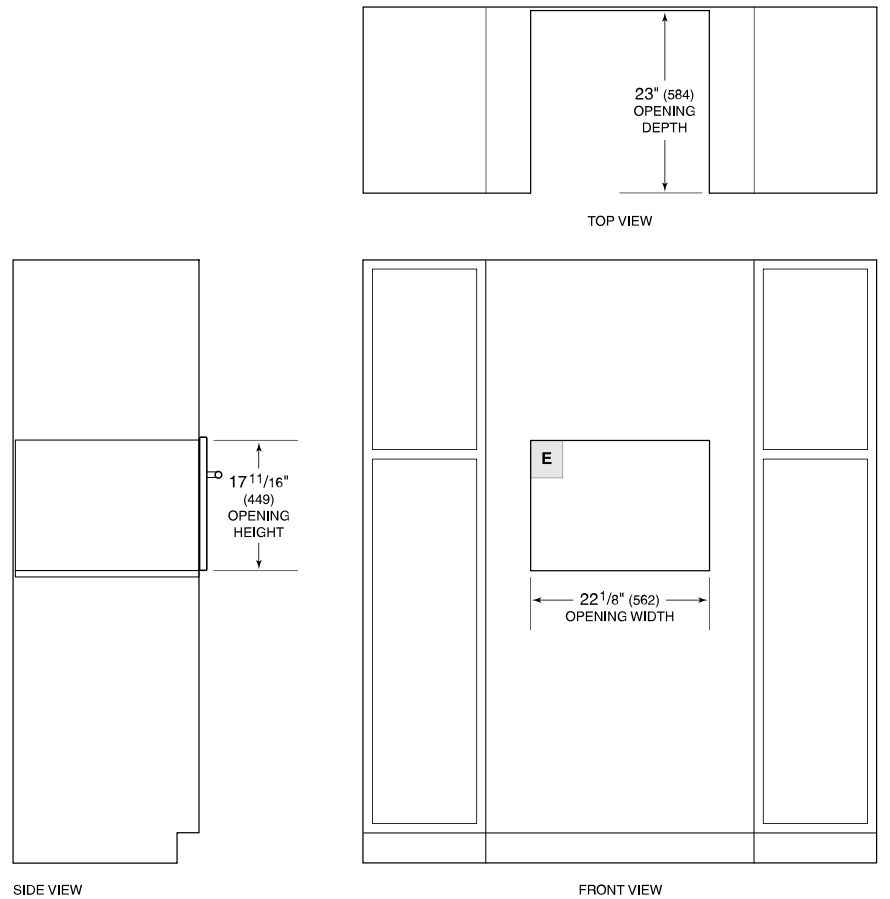


NOTE: Dimensions in parenthesis are in millimeters unless otherwise specified

DIMENSIONS



STANDARD INSTALLATION



NOTE: 24" (610) and 30" (762) models require the same opening dimensions.