

ICBDO30TE/S/TH



FEATURES

- Cobalt blue porcelain interior
- Self clean, delayed start, timed cook, Sabbath mode and more
- Installs flush with surrounding cabinetry
- Dual convection oven for faster, more consistent cooking
- Temperature probe cooks to ideal doneness and lets you know when it's ready
- 10 cooking modes make meals easy
- Three adjustable oven racks
- Rigorously tested in our U.S. manufacturing facilities for decades of use
- Exceptional support from our Customer Care team
- Hidden bake element and recessed broil element

ACCESSORIES

- 30" baking sheet
- Bake stone kit (stone, rack and peel)
- Dehydration kit (racks and door stop)
- Full-extension easy glide oven rack
- Temperature probe and broiler pan
- Set of three standard oven racks

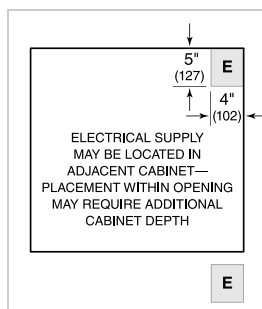
Accessories available through an authorized dealer.
For local dealer information, visit subzero-wolf.com/locator.



PRODUCT SPECIFICATIONS

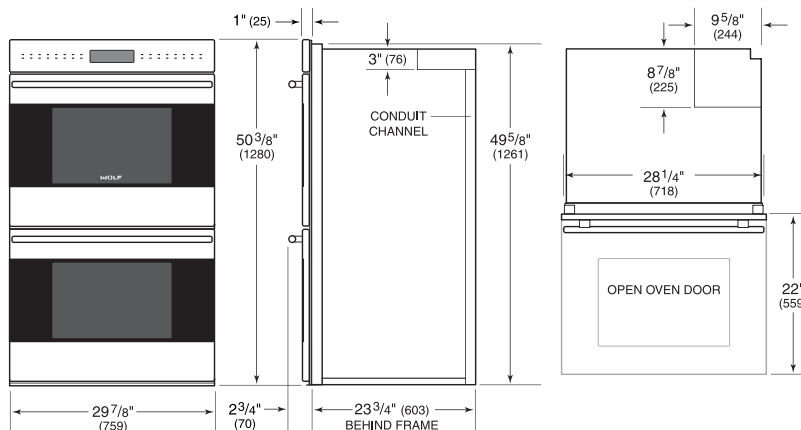
Model	ICBDO30TE/S/TH
Dimensions	759mmW x 1280mmH x 603mmD
Oven 1 Interior Dimensions	635mmW x 419mmH x 483mmD
Oven 2 Interior Dimensions	635mmW x 419mmH x 483mmD
Overall Capacity	127 L
Door Clearance	559mm
Weight	211 kg
Electrical Supply	220-240 VAC; 50/60 Hz
Electrical Service	7.4 kW

ELECTRICAL

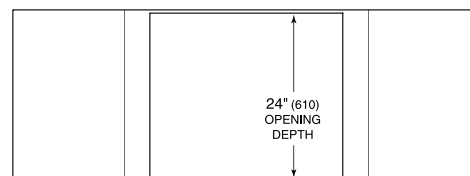


NOTE: Dimensions in parenthesis are in millimeters unless otherwise specified

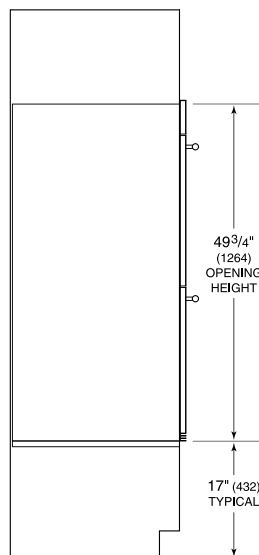
DIMENSIONS



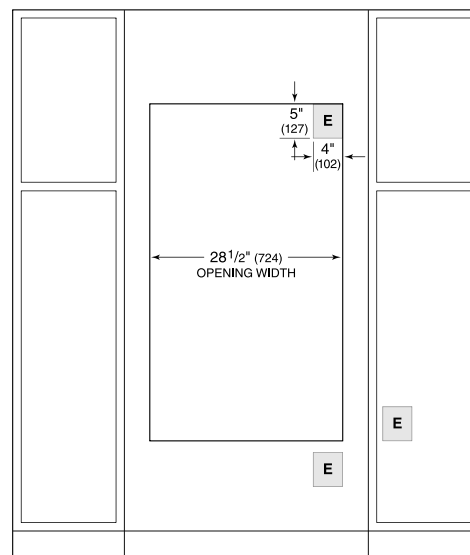
STANDARD INSTALLATION



TOP VIEW



SIDE VIEW



FRONT VIEW

NOTE: Location of electrical supply within opening may require additional cabinet depth.