

ICBSO30CE/B/TH



FEATURES

10 cooking modes make meals easy

Three adjustable oven racks

Cobalt blue porcelain interior

Self clean, delayed start, timed cook, Sabbath mode and more

Installs flush with surrounding cabinetry

Dual convection oven for faster, more consistent cooking

Temperature probe cooks to ideal doneness and lets you know when it's ready

Rigorously tested for decades of use

Exceptional support from our Customer Care team

Hidden bake element and recessed broil element

ACCESSORIES

30" baking sheet

Bake stone kit (stone, rack and peel)

Dehydration kit (racks and door stop)

Full-extension easy glide oven rack

Temperature probe and broiler pan

Set of three standard oven racks

Accessories available through an authorized dealer.

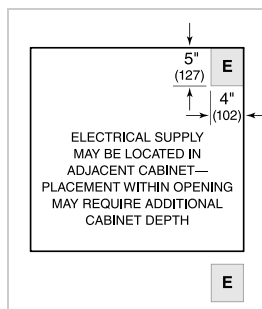
For local dealer information, visit subzero-wolf.com/locator.



PRODUCT SPECIFICATIONS

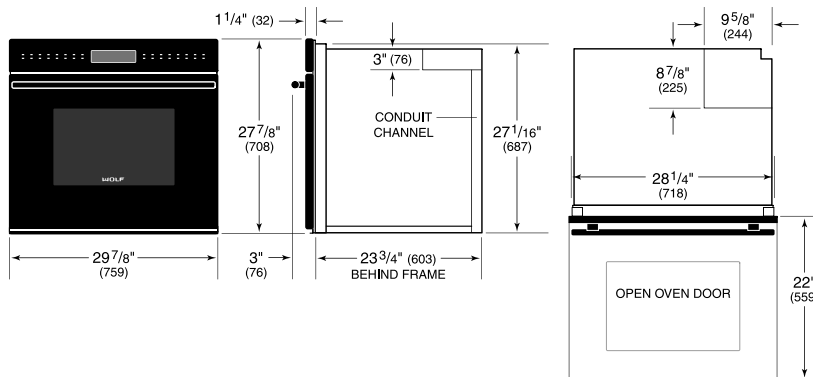
Model	ICBSO30CE/B/TH
Dimensions	759mmW x 708mmH x 603mmD
Oven 1 Interior Dimensions	635mmW x 419mmH x 483mmD
Overall Capacity	127 L
Usable Capacity	111 L
Door Clearance	559mm
Weight	124 kg
Electrical Supply	220-240 VAC; 50/60 Hz
Electrical Service	4.4 kW

ELECTRICAL

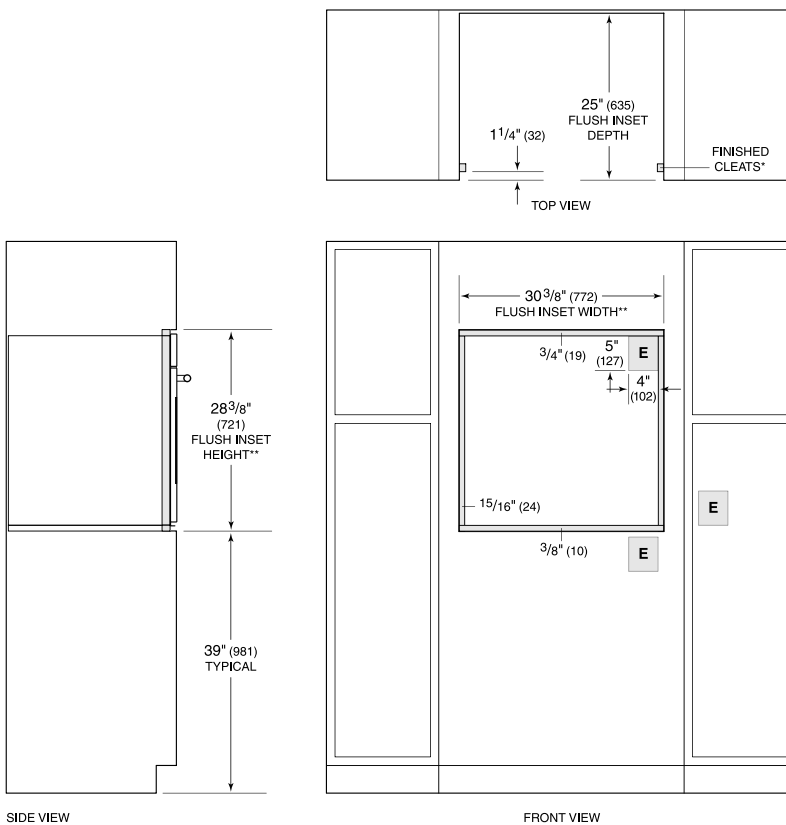


NOTE: Dimensions in parenthesis are in millimeters unless otherwise specified

DIMENSIONS



FLUSH INSTALLATION



*Will be visible and should be finished to match cabinetry.
 **Dimension provides minimum reveals.
NOTE: Location of electrical supply within opening may require additional cabinet depth.