

ICBCI243TF/S

FEATURES

Rigorously tested for decades of use

Exceptional support from our Customer Care team

Incredible cooking control, with lightning fast high heat and very low lows

Cooktop stays relatively cool for added safety and easy cleanup

Cookware sensing guards against hot burners being left on

Efficiently transfers heat, because energy is supplied directly to the cookware

Three elements and bridging option to accommodate different pan sizes

Can be installed flush with countertop for smooth, continuous surface



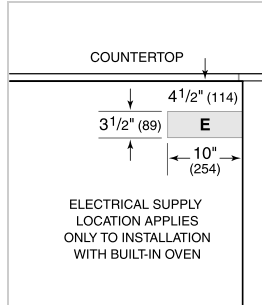
COOKTOP SPECIFICATIONS

- 1 - 2100 W Element
- 1 - 2100 W Element with 3700 W Boost
- 1 - 2600 W Element with 3700 W Boost

PRODUCT SPECIFICATIONS

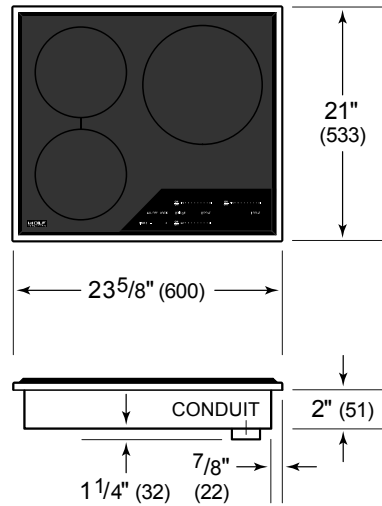
Model	ICBCI243TF/S
Dimensions	600mmW x 51mmH x 533mmD
Weight	19 kg
Electrical Supply	220-240 VAC; 50/60 Hz
Electrical Service	6.8 kW

ELECTRICAL

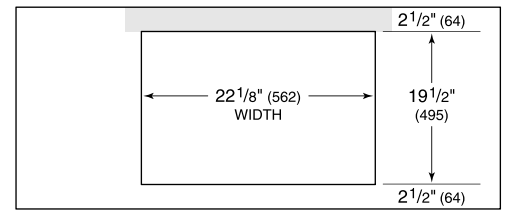


NOTE: Dimensions in parenthesis are in millimeters unless otherwise specified

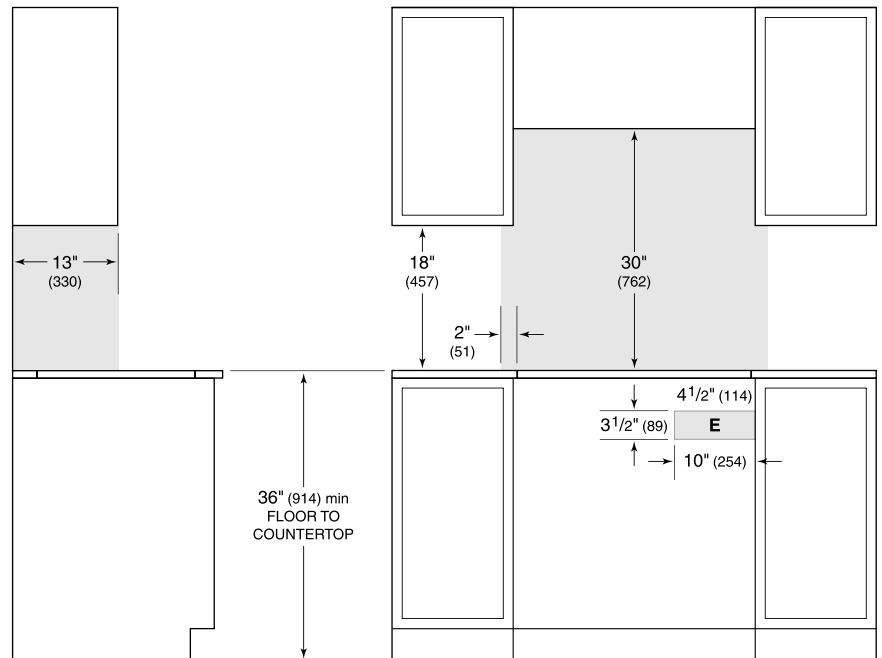
DIMENSIONS



STANDARD INSTALLATION



COUNTERTOP CUT-OUT



SIDE VIEW

FRONT VIEW

NOTE: Shaded area above countertop indicates minimum clearance to combustible surfaces, combustible materials cannot be located within this area. Electrical supply location only applies to installations with built-in oven.