

ICBCI304C/B

FEATURES

Four elements and bridging option to accommodate different pan sizes

40% faster temperature response than gas or electric

Magnetic induction technology provides fast and perfectly distributed heat

Incredible cooking control, with lightning fast high heat and very low lows

Can be installed flush with countertop for smooth, continuous surface

Cooktop stays relatively cool for added safety and easy cleanup

Cookware sensing guards against hot burners being left on

Efficiently transfers heat, because energy is supplied directly to the cookware

Rigorously tested for decades of use

Exceptional support from our Customer Care team



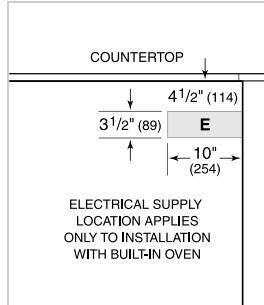
COOKTOP SPECIFICATIONS

- 1 - 1400 W Element
- 1 - 2100 W Element
- 1 - 2100 W Element with 3000 W Boost
- 1 - 2600 W Element with 3150 W Boost

PRODUCT SPECIFICATIONS

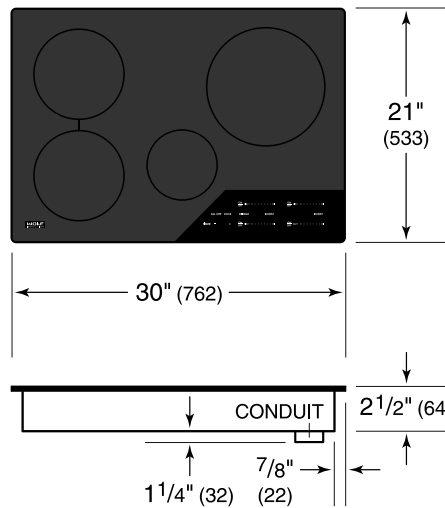
Model	ICBCI304C/B
Dimensions	762mmW x 64mmH x 533mmD
Weight	22 kg
Electrical Supply	220-240 VAC; 50/60 Hz
Electrical Service	7.4 kW

ELECTRICAL

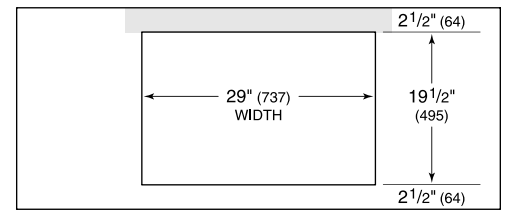


NOTE: Dimensions in parenthesis are in millimeters unless otherwise specified

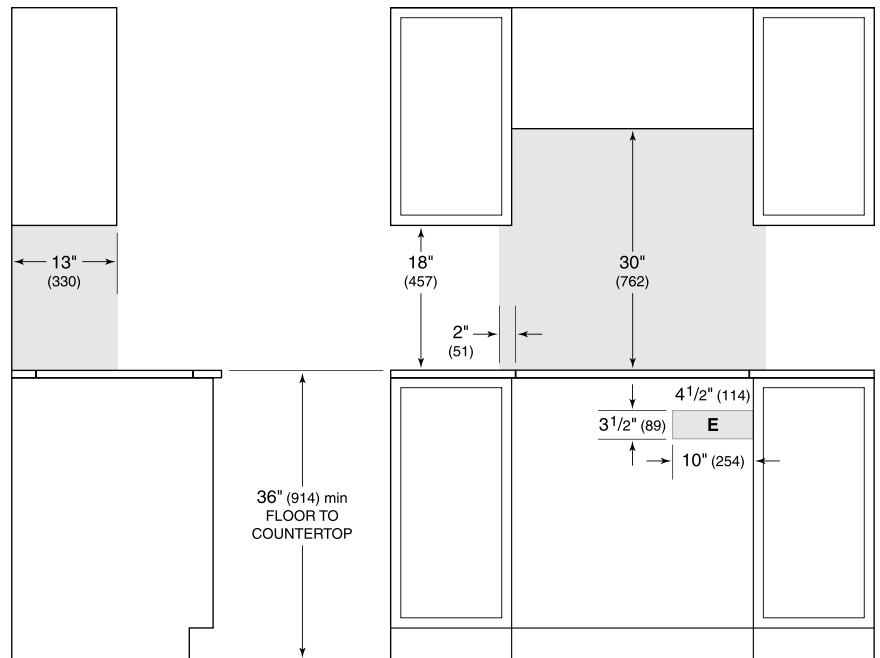
DIMENSIONS



STANDARD INSTALLATION



COUNTERTOP CUT-OUT



SIDE VIEW

FRONT VIEW

NOTE: Shaded area above countertop indicates minimum clearance to combustible surfaces, combustible materials cannot be located within this area. Electrical supply location only applies to installations with built-in oven.