

ICBCI152TF/S

FEATURES

Integrated design, slim 38 cm width pairs well with other Wolf modules

Magnetic induction technology provides fast and perfectly distributed heat

40% faster temperature response than gas or electric

Incredible cooking control, with lightning fast high heat and very low lows

Efficiently transfers heat, because energy is supplied directly to the cookware

Cookware sensing guards against hot burners being left on

Cooktop stays relatively cool for added safety and easy cleanup

Easy to clean black ceramic glass surface

Illuminated touch controls and convenient lock feature

Rigorously tested for decades of use

Exceptional support from our Customer Care team



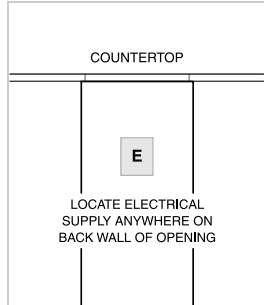
COOKTOP SPECIFICATIONS

- 1 - 1400 W Element
- 1 - 2300 W Element with 3150 W Boost

PRODUCT SPECIFICATIONS

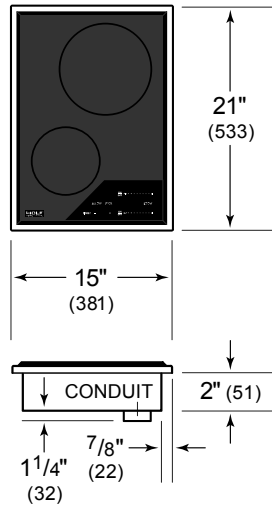
Model	ICBC152TF/S
Dimensions	381mmW x 51mmH x 533mmD
Weight	14 kg
Electrical Supply	220-240 VAC; 50/60 Hz
Electrical Service	3.7 kW

ELECTRICAL

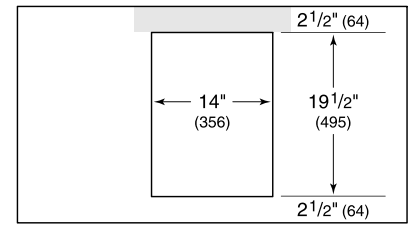


NOTE: Dimensions in parenthesis are in millimeters unless otherwise specified

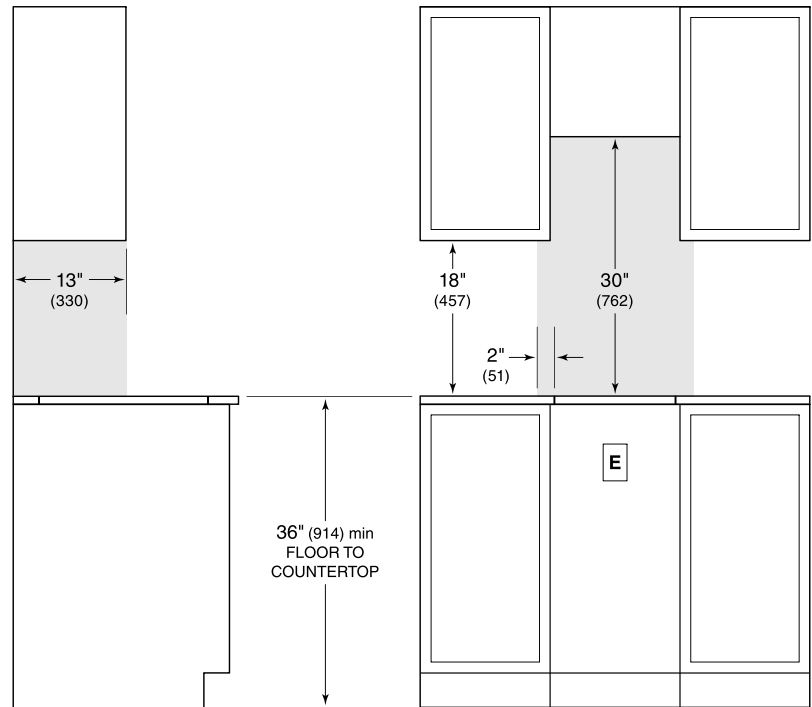
DIMENSIONS



STANDARD INSTALLATION



COUNTERTOP CUT-OUT



SIDE VIEW

FRONT VIEW

NOTE: Shaded area above countertop indicates minimum clearance to combustible surfaces, combustible materials cannot be located within this area.