

ICBSM15TF/S

FEATURES

Powerful 2700-watt heating element quickly steams meats, grains and more

Functions as a slow cooker for 8-10 hours

Increased precision with 10 preset power levels and the ability to adjust in 1° increments

Does everything from proofing bread to melting fine chocolate

Stackable stainless steel pans

Advanced lid seal holds in steam for consistent temperature


Electronic drain releases full capacity of water in just 2 minutes

Integrated design, slim 38 cm width pairs well with other Wolf modules

Holds 4.7 litres of liquid

Rigorously tested for decades of use

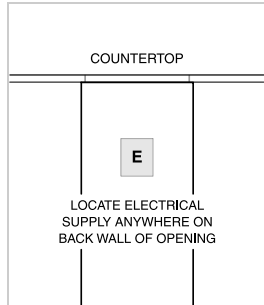
Exceptional support from our Customer Care team



PRODUCT SPECIFICATIONS

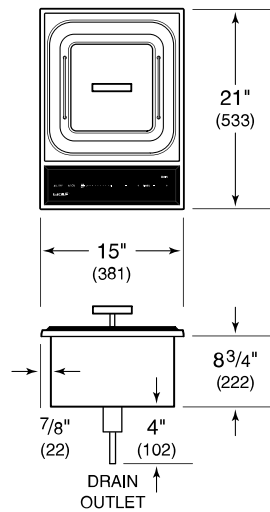
Model	ICBSM15TF/S
Dimensions	381mmW x 222mmH x 533mmD
Capacity	4.7 L
Weight	18 kg
Electrical Supply	220-240 V AC, 50/60 Hz
Electrical Service	0.2 A

ELECTRICAL

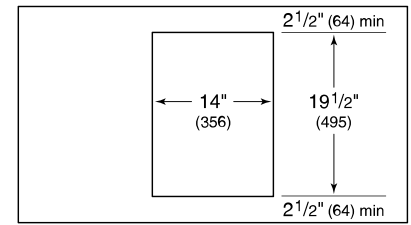


NOTE: Dimensions in parenthesis are in millimeters unless otherwise specified

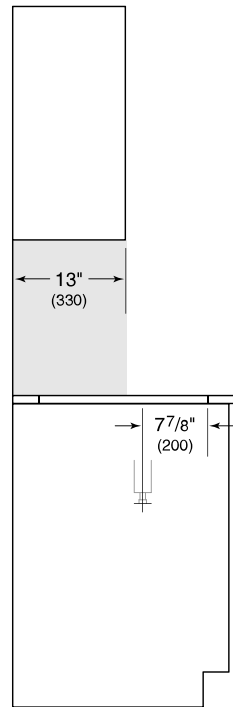
DIMENSIONS



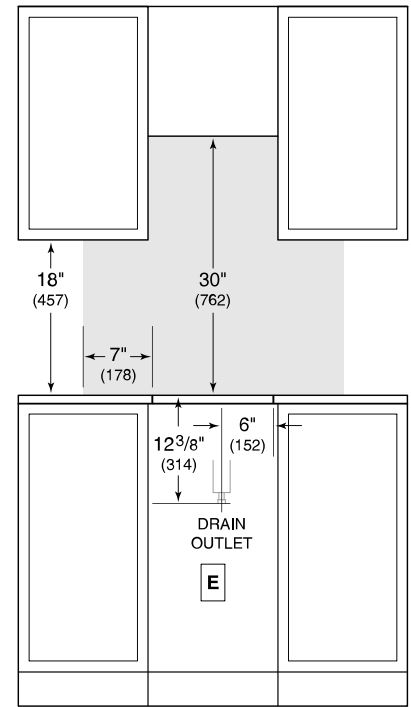
STANDARD INSTALLATION



COUNTERTOP CUT-OUT



SIDE VIEW



FRONT VIEW

NOTE: Shaded area above countertop indicates minimum clearance to combustible surfaces, combustible materials cannot be located within this area.