

ICBVC36S

FEATURES

Breathe cleaner air and enjoy less greasy residue in your kitchen

Opt for the look of contemporary concealed ventilation

Adjust as needed with recessed controls and a remote control that provide a sleeker look, yet maintain ultimate blower control

Matches the same heavy-duty stainless-steel construction, hand-finished hemmed edges, and welded seams of all Sub-Zero and Wolf products

Internal blower required

Lights your workspace with two LED light bars with two brightness settings

Minimizes the backward flow of cold air with backdraft transition

ACCESSORIES


Make-Up Air Damper

Recirculating Filters

Remote Control

Internal Blowers

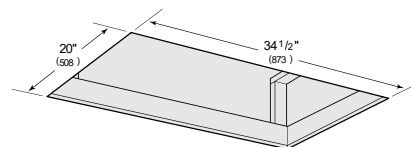
Accessories available through an authorized dealer.
For local dealer information, visit subzero-wolf.com/locator.



BLOWER OPTIONS

- 900 CMH Internal Blower

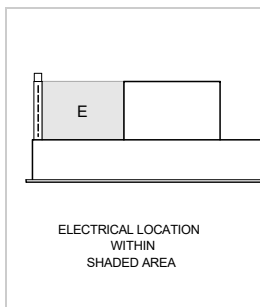
OPENING DIMENSIONS



PRODUCT SPECIFICATIONS

Model	ICBVC36S
Dimensions	902mmW x 311mmH x 533mmD
Electrical Supply	220-240 VAC, 50/60 Hz
Electrical Service	15 amp dedicated circuit
Discharge Location	Vertical or Horizontal
Discharge Dimensions	6" round internal or 10" round inline or remote
Bottom of Hood to Countertop	914mm to 2134mm

ELECTRICAL



NOTE: Dimensions in parenthesis are in millimeters unless otherwise specified

DIMENSIONS

