

ICBWWD300



## FEATURES

Matches Wolf ovens and ranges, or accepts custom panel

Hidden electronic controls

Four preset temperatures make it easy to warm favorite foods

Automatic shut-off

Fan assist for even heat distribution that keeps juicy foods juicy, crisp foods crisp

Removable rack lets you double-stack items

Full-extension drawer for easy access to foods

Removable stainless steel drawer pan for easy clean-up

## ACCESSORIES

Stainless steel or black glass drawer fronts to match Wolf transitional, professional and contemporary ovens

Stainless steel tubular, pro and black tubular handles

Integrated drawer front for custom panels

Stainless steel 5 cm thick drawer front for installation with Wolf outdoor grill

Stainless steel 5 cm thick drawer front for installation with Wolf sealed burner rangetop

Accessories available through an authorized dealer.

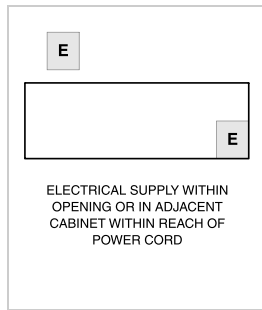
For local dealer information, visit [subzero-wolf.com/locator](https://www.subzero-wolf.com/locator).



**PRODUCT SPECIFICATIONS**

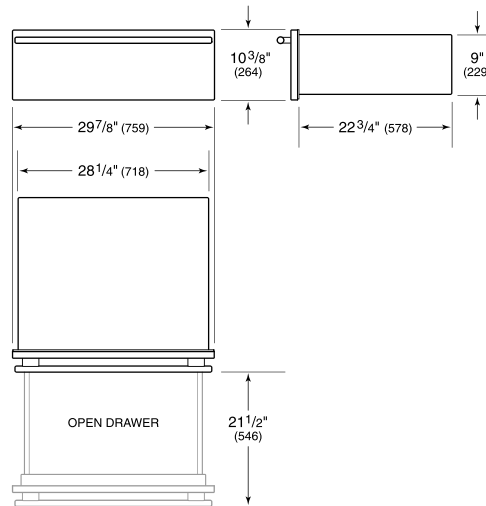
Model	ICBWWD300
Dimensions	759mmW x 264mmH x 578mmD
Capacity	45 L
Weight	45 kg
Electrical Supply	220-240 VAC; 50/60 Hz
Electrical Service	850 W
Power Cord Length	1 Meters

**ELECTRICAL**

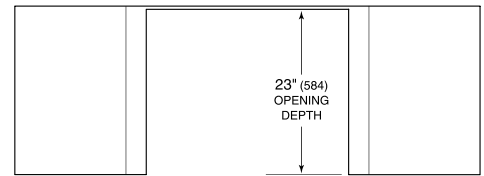


**NOTE:** Dimensions in parenthesis are in millimeters unless otherwise specified

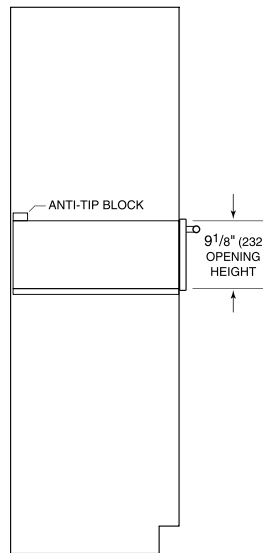
**DIMENSIONS**



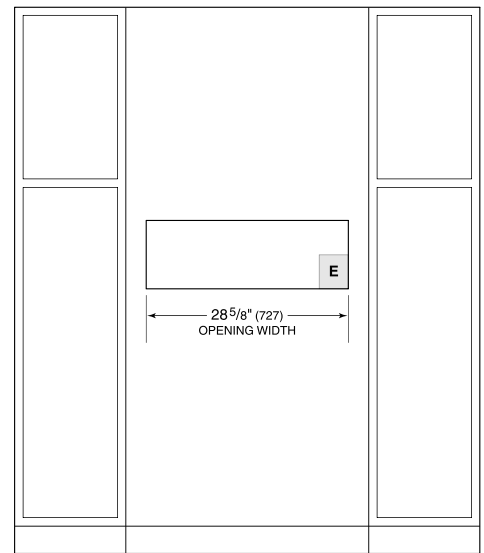
**STANDARD INSTALLATION**



TOP VIEW



SIDE VIEW



FRONT VIEW

**NOTE:** Location of electrical supply within opening may require additional cabinet depth.